



**Council Retreat**

**CR**

**Milwaukee City Council**

## COUNCIL RETREAT – DAY 1

Chapel Theater, 4107 SE Harrison Street  
([www.milwaukieoregon.gov](http://www.milwaukieoregon.gov))

## AGENDA

JANUARY 31, 2025

**Council will hold this retreat in person over two days.** The public may watch this retreat by coming to Chapel Theater. This retreat will not be broadcast live or recorded. For additional information about this retreat visit <https://www.milwaukieoregon.gov/citycouncil/city-council-retreat-day-1-0>.

**Written comments** may be delivered to City Hall or emailed to [ocr@milwaukieoregon.gov](mailto:ocr@milwaukieoregon.gov).

**Note:** agenda item times are estimates and are subject to change.

**Page #**

1. **Review of Feedback and Data related to Council Goal Ideas** (1:00 p.m.) 1  
Staff: Emma Sagor, City Manager
2. **Council Goal Discussion, Prioritization, and Selection** (3:00 p.m.)  
Staff: Emma Sagor, City Manager
3. **Social Dinner** (6:30 p.m.)  
Council and staff will participate in a social dinner at Papa Haydn, 5829 SE Milwaukie Avenue, Portland, Oregon 97202. No city business will be conducted or discussed during dinner.

### **Meeting Accessibility Services and Americans with Disabilities Act (ADA) Notice**

The city is committed to providing equal access to public meetings. To request listening and mobility assistance services contact the Office of the City Recorder at least 48 hours before the meeting by email at [ocr@milwaukieoregon.gov](mailto:ocr@milwaukieoregon.gov) or phone at 503-786-7502. To request Spanish language translation services email [espanol@milwaukieoregon.gov](mailto:espanol@milwaukieoregon.gov) at least 48 hours before the meeting. Staff will do their best to respond in a timely manner and to accommodate requests. Most Council meetings are broadcast live on the [city's YouTube channel](#) and Comcast Channel 30 in city limits.

### **Servicios de Accesibilidad para Reuniones y Aviso de la Ley de Estadounidenses con Discapacidades (ADA)**

La ciudad se compromete a proporcionar igualdad de acceso para reuniones públicas. Para solicitar servicios de asistencia auditiva y de movilidad, favor de comunicarse a la Oficina del Registro de la Ciudad con un mínimo de 48 horas antes de la reunión por correo electrónico a [ocr@milwaukieoregon.gov](mailto:ocr@milwaukieoregon.gov) o llame al 503-786-7502. Para solicitar servicios de traducción al español, envíe un correo electrónico a [espanol@milwaukieoregon.gov](mailto:espanol@milwaukieoregon.gov) al menos 48 horas antes de la reunión. El personal hará todo lo posible para responder de manera oportuna y atender las solicitudes. La mayoría de las reuniones del Consejo de la Ciudad se transmiten en vivo en el [canal de YouTube de la ciudad](#) y el Canal 30 de Comcast dentro de los límites de la ciudad.



## **2025-2027 Council Goal Community Feedback**

### ***Background***

City Council regularly sets goals to articulate policy priorities and help direct resources to deliver timely outcomes. Generally, goals are set for two years. The current City Council wants to better align the timeline of their goals with the city's biennial budget calendar. They are currently considering what goals to select for 2025-2027. New goals would then be set in 2028.

The goal setting process kicked off in November 2024, with City Council generating a starting list of several potential goal "ideas." To inform their decision making, the City of Milwaukie captured community feedback on these goal ideas between December 12, 2024, and January 16, 2025. Feedback was solicited in several ways:

- Via an online survey on [Engage Milwaukie](#). In total, 241 individuals completed this survey.
- At an in-person open house-style town hall, held on January 7, 2025, at City Hall. In total, 11 people attended the town hall.
- Through comments submitted to City Council in writing. Council received 3 written comments related to goals.

### ***Goal ideas under consideration***

The 10 goal ideas advanced by City Council for public feedback are listed below in bold. Council also included some example "accomplishments," or actions, that could be taken if they were to adopt that goal, shown in sub-bullets:

- **Promote economic development across the city**
  - Code changes to reduce barriers to economic development
  - Neighborhood Hub investment and marketing
  - Small business incubator and training program
  - Industrial area and/or waterfront investments
- **Improve transportation safety on city streets.**
  - Citywide greenway investment plan
  - Speed/red light camera program
  - McLoughlin/224 crossing strategy
- **Enhance the city's affordability**
  - Affordable housing development on Sparrow Site
  - Land banking strategy for affordable housing
  - Tree-bate/water use reduction rebate programs
  - Downpayment assistance program

- **Create a robust parks system for all**
  - Completed Milwaukie Bay Park
  - Parks asset replacement and funding strategy
  - Parks-supporting revenue strategies
  - Decision regarding relationship with NCPRD
- **Develop strategies for proactive land annexation**
  - Clarified annexation toolbox
  - Renegotiated Urban Growth Management Area (UGMA)
  - State and regional advocacy for great annexation authority
  - Marketing to encourage annexation
- **Achieve governmental financial stability to maintain service levels**
  - New revenue streams
  - Polling on revenue ideas
  - Comprehensive forecasting of needs (staff and infrastructure)
  - Updated financial policies
- **Make the city's water infrastructure more resilient**
  - Grant pursuits to augment city investments in water projects
  - Groundwater supply protections
  - Water quality enhancements
- **Collaborate with regional partners to help Milwaukian's most in need**
  - Increased partnership with Clackamas County Health, Housing, and Human Services
  - Increased shelter bed capacity
  - Increased in-house behavioral health support
- **Improve community preparedness for emergencies**
  - Enhanced partnership with Community Emergency Response Teams (CERT)
  - Increased community education and outreach events
  - Powerline undergrounding advocacy strategy
- **Help secure funding for removal of Kellogg Dam and restoration of Kellogg Creek floodplain**
  - Support lobbying at state and federal levels
  - Increase city resources to ensure project success

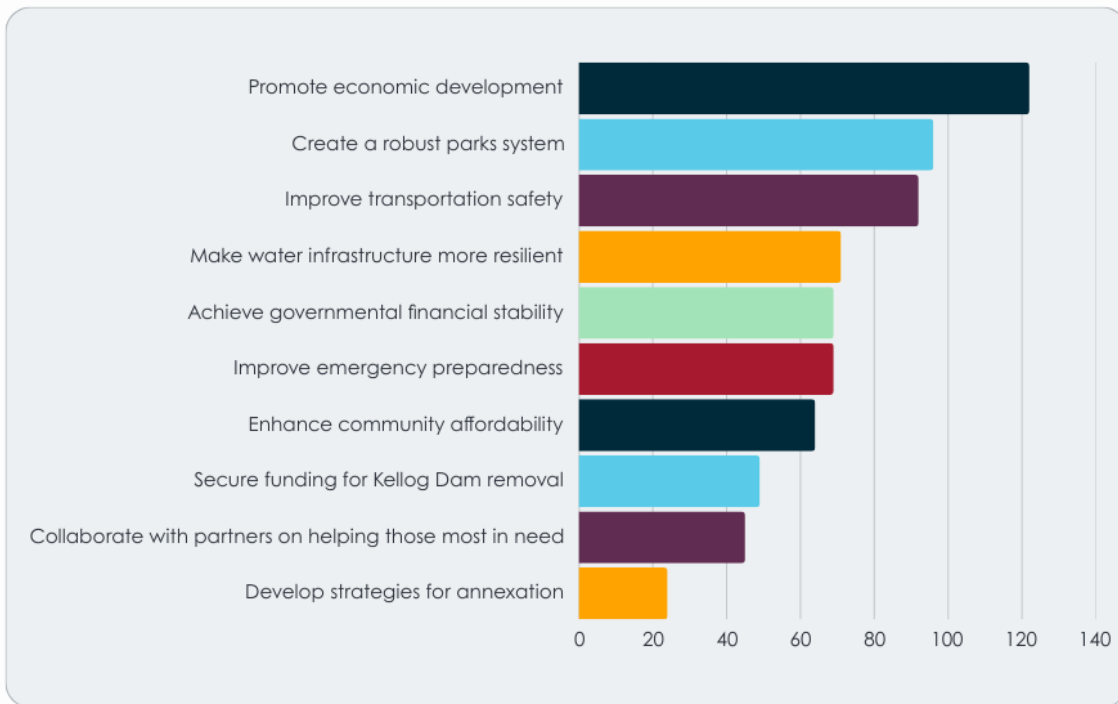
The following pages summarize results from the community input received on these goal ideas. Council will consider this feedback as it deliberates and prioritizes goals for adoption at their January 31-February 1 retreat. Council plans to adopt new goals on [February 4, 2024, at their regular session.](#)

# Engage Milwaukie Survey Results

## Overall goal idea prioritization

The online survey asked respondents to select up to three goals that they would like to see Council adopt for 2025-2027. The results are shown below. The top prioritized goal ideas were **Promote Economic Development Across the City**, **Create a Robust Parks System for All**, and **Improve Transportation Safety on City Streets**.

Please choose up to three goals that you would recommend City Council to focus on for 2025-2027.



## Desired actions and outcomes for each goal idea

Survey respondents were asked to share what specifically they would like to see the city accomplish if a goal was chosen. The following sections summarize the actions shared:

## **Promote Economic Development across the city: If chosen, what would you like the see the city accomplish? (Number of responses = 129)**

- *Downtown Revitalization:* Many respondents want to see the vacant storefronts in downtown Milwaukie filled. Several respondents specifically mentioned the Dark Horse storefronts and requested that the city encourage Dark Horse to either be a more active participant in achieving a vibrant downtown, or request that their facilities be moved elsewhere in the city.

Respondents showed a preference for retail and restaurants in the downtown area. Furthermore, respondents would prefer those businesses be small, local businesses, rather than large corporations. Some respondents suggest encouraging anchor businesses (such as medical offices) that will in turn bring restaurants, retail, etc.

A few respondents note that parking will be an issue if downtown is successfully filled with businesses.

- *Support for Small Businesses:* Many respondents were interested in seeing Milwaukie support local businesses. Respondents requested a more streamlined permitting system. A handful of respondents suggested that city code be altered to allow more types of businesses to operate both downtown and in neighborhoods.

Many respondents are in favor of lowering taxes, providing tax breaks, removing fees, or providing grants to new businesses. Some mentioned starting a business incubator program.

- *Streetscape Improvements:* The most mentioned improvement requested by respondents is sidewalk improvements. Respondents also requested streetlights and beautification of storefronts. Some respondents cited the West Linn downtown as an example of how they would like the Milwaukie downtown to look.
- *Utilization of the Waterfront:* Some respondents mentioned that they would like to see the completion of Milwaukie Bay Park and the removal of the wastewater treatment plant.
- *Neighborhood Hubs:* Several respondents mentioned the Neighborhood Hub project. All mentions were positive, and many requested further expansions of the project.

## **Create a robust parks system for all: If chosen, what would you like the see the city accomplish? (Number of responses = 133)**

- *Complete Milwaukie Bay Park:* 56% of respondents mentioned support for the prioritization of Milwaukie Bay Park in their responses.
- *Relationship with the North Clackamas Parks and Recreation District (NCPRD):* Some comments discussed the city's position as a part of NCPRD. Of those that mentioned NCPRD, 6 preferred to stay, while 4 preferred to create a Milwaukie parks department. Those that preferred to stay with NCPRD noted concerns around the financial burden of maintaining parks.

- *Safe and Accessible Parks:* Several respondents mentioned safety and accessibility in and around parks, including prevention of camping in parks, upgraded accessible play structures, and safe and accessible travel options to reach parks.
- *Amenities:* The following amenities were requested by respondents:
  - Concerts/Events
  - Disc Golf Course
  - Pickleball
  - Covered Structures
  - Shade Trees
  - Drinking Fountains
  - Bike Parking
  - Electricity
  - Boat House
    - Storage/inflation station for SUP & Kayak
  - Splash Pad
  - Skate Park

**Improve transportation safety in streets: If chosen, what specific things would you like to see the city accomplish? (Number of responses = 134)**

- *Traffic Safety and Speed Control:* Many respondents emphasized the need for better traffic enforcement to reduce speeding and improve pedestrian safety, particularly at high-traffic areas like 99E and 224. Many called for the installation of speed cameras, radar vans, and red-light cameras, as well as more speed bumps, traffic signals, and stop signs, especially near schools and busy neighborhoods. Respondents called for improved safety near popular spots, such as Mike’s restaurant and the Springwater Trail.

Traffic calming measures like narrower streets and road marking repainting were also suggested to reduce speeding and improve safety. Some respondents were in disagreement, and preferred widening lanes for cars and/or removing bike lanes from the roads.

- *Pedestrian and Bicycle Safety:* Pedestrian and bicycle safety were major concerns, with requests for safer crossings, especially at Mcloughlin/99E and 224. Many respondents expressed interest in pedestrian overpasses, particularly over Mcloughlin to Milwaukie Bay Park, and 224. There was a strong desire for more multi-use paths and greenways to connect neighborhoods with key areas, providing safe routes for both pedestrians and cyclists while helping calm traffic.

Respondents emphasized the importance of protected bike lanes, and the need for safer routes connecting neighborhoods to schools and downtown. Many suggested infrastructure improvements such as better crosswalks, lighting, sidewalks, and barriers to separate cyclists from car traffic.

- *Street Conditions and Maintenance:* Many respondents requested repairs for potholes and resurfacing of roads like King Road, Stanley Street, and Harmony Road. Poor sidewalk conditions in some areas, like Railroad Avenue, were flagged as safety hazards.
- *Public Safety and Lighting:* Improved street lighting, particularly in darker neighborhoods, was identified as an important safety measure. Respondents also advocated for tree trimming along streets to improve visibility for walkability. A few respondents recommended simplifying

traffic signage to help drivers focus on the road and reduce distractions. Some expressed a need for photo-radar cameras, while others expressed concerns about automated enforcement tools, preferring more direct human enforcement to avoid the perception of micromanagement.

- *Development and Congestion:* Concerns about overdevelopment, particularly near Milwaukie Marketplace, were raised due to the resulting traffic congestion. Respondents called for a balanced growth approach that won't overwhelm the city's infrastructure, with specific concerns about parking management and the impact of new developments on local traffic.

### **Make the city's water infrastructure more resilient. If chosen, what specific things would you like the see the city accomplish? (Number of responses = 75)**

- *Emergency Preparedness:* Many respondents are concerned about the water system in the event of an emergency, particularly an earthquake that damages water infrastructure. Respondents are in favor of repairing or replacing infrastructure to ensure that it is resilient in a seismic event.
- *Quality vs. Cost Concerns:* Some respondents note that Milwaukie's water sometimes doesn't taste good. Residents expect high quality water but worry about increases on their utility bills.
- *Pollution:* Some respondents expressed concern about pollution in Johnson Creek and the Willamette, both from littering and from industrial activity.

### **Achieve governmental financial stability to maintain service levels: If chosen, what specific things would you like the see the city accomplish? (Number of responses = 76)**

- *Increased Revenue Streams and Decrease Costs:* Many respondents would like to see Milwaukie explore possible revenue streams outside of further taxation or fees on residents. Some recommendations include annexation of surrounding areas into Milwaukie, increased visitor parking fees, increased traffic enforcement and fines, and encouraging new businesses that will pay taxes in Milwaukie.

Many respondents said they expect Milwaukie to be frugal. Some suggest recruiting volunteers to reduce costs. Another suggested that residents should pay credit card fees when paying for utilities.

- *Prioritize Core Services:* Many respondents encourage the city to prioritize core services first.

### **Improve community preparedness for emergencies. If chosen, what specific things would you like the see the city accomplish? (Number of responses = 83)**

- *Underground Powerlines:* Many respondents would like the city to develop a plan to move powerlines underground.
- *Utilize Existing Community Resources:* Respondents would like the city to work with community groups such as NDAs and church groups to develop a robust emergency plan. They note that there are many locations in Milwaukie that could be used to gather in an emergency, such as schools, community centers, and churches.



Respondents are happy with the work that Milwaukie has done with CERT, and would like the partnership to continue.

- *Increased Communication:* Many respondents are unclear what plans are already in place in Milwaukie. One respondent mentioned that as a resident of unincorporated Clackamas County, they are unsure if they are included in Milwaukie's emergency plan.
- *Emergency Planner:* There is general support for the city to hire a full-time emergency manager.

**Enhance the city's affordability: If chosen, what would you like the see the city accomplish? (Number of responses = 91)**

- *Affordable Housing:* Most respondents are in favor of more affordable housing in various forms, both for renters and for homeowners. Some are interested in increased density, such as adding townhomes, duplexes, cottage clusters, etc into existing neighborhoods. A few are in opposition to adding increased density, noting that creating more density will disrupt existing neighborhoods.

Some respondents are in favor of rent control measures or regulations that prevent companies from buying single-family homes in the city. Others are opposed to further regulations in the city.

- *Fees, Taxes, and City Services:* Respondents would like to see utility costs and taxes go down. A few responders want to see the city reduce services to essential services only and reduce taxes. Others would like to see the city increase services to include home maintenance assistance programs, down payment assistance, or utility rebate programs.
- *Changes to City Code:* Some respondents cite strict and/or expensive city codes around property improvements as a burden to homeowners, including the tree code and building code.
- *Improve Transportation:* A few respondents suggested increasing walkability and bike-ability to increase access and lower the cost of transportation.

**Help secure funding for removal of Kellogg Dam and restoration of Kellogg Creek floodplain: If chosen, what specific things would you like the see the city accomplish? (Number of responses = 71)**

- *Mixed Reception:* There was a mixed response to this being prioritized as a Council goal. While some respondents would like Milwaukie to be seen as a pioneer of habitat restoration, others question why the removal of Kellogg Dam would be of value to Milwaukians or would be prioritized over other projects. Additionally, some respondents were concerned about the impacts of the project on nearby private property or businesses.

Some respondents thought this project was already fully funded and underway.

**Collaborate with regional partners to help Milwaukians most in need: If chosen, what specific things would you like the see the city accomplish? (Number of responses = 77)**

- *Desire to see increased services:* Most respondents are in favor of seeing more services in Milwaukie. Responses are of split opinion regarding which institution should be responsible: the city, the county, or the state.

There are a wide variety of services mentioned in the responses, from more general “increased access to food, housing, jobs” to more specific suggestions such as more food pantries, rent control, accessible parking downtown, or building a homeless shelter within Milwaukie city limits.

There is a particular interest in helping Milwaukians obtain jobs.

- *New and Existing Partnerships:* Respondents are in favor of maintaining and strengthening bonds between Milwaukie and regional partners such as Clackamas County. In addition, respondents would like to see Milwaukie build relationships with nonprofit groups such as LoveOne, Meals on Wheels, Urban Gleaners, Street Roots, Rose Haven, etc.

### **Develop strategies for proactive land annexation: If chosen, what would you like to see the city accomplish? (Number of responses = 63)**

- *Unclear benefit or understanding:* 20% of respondents did not understand why land annexation was a proposed goal.
- *Support for annexation:* Approximately 26% of respondents viewed land annexation favorably, noting that increasing Milwaukie’s land would increase tax revenue, bring necessary services to surrounding areas, and provide locations for more housing development. Respondents in favor urged caution: if annexation were to occur, the reasons should be clearly communicated and maintaining green spaces, services and amenities should be a high priority.
- *Opposition to annexation:* Approximately 15% of respondents were in opposition to proactive land annexation. Those in opposition had very strong responses to the goal. Some felt that it would be an overreach of power. Others were concerned that the quality of services would decline if extended. A few noted that they prefer Milwaukie to retain its current character: less dense, more rural, different from Portland.

### ***Additional goal ideas submitted for consideration***

Survey respondents were asked if there were any goal ideas they felt Council should consider that weren’t included in the 10 suggestions provided. In total, 72 people answered this question and submitted ideas related to the following themes:

#### **Sustainability-related goal ideas:**

- Phase out gas powered blowers
- Add bike lanes, increase pedestrian safety, and remove vehicle access in downtown Milwaukie
- Use reusable dishes at city events
- Increase tree canopy

**Infrastructure- related goal ideas:**

- Repair and adequately maintain sidewalks and roads
- Address available parking downtown
- More broadband options
- Increase Trimet accessibility

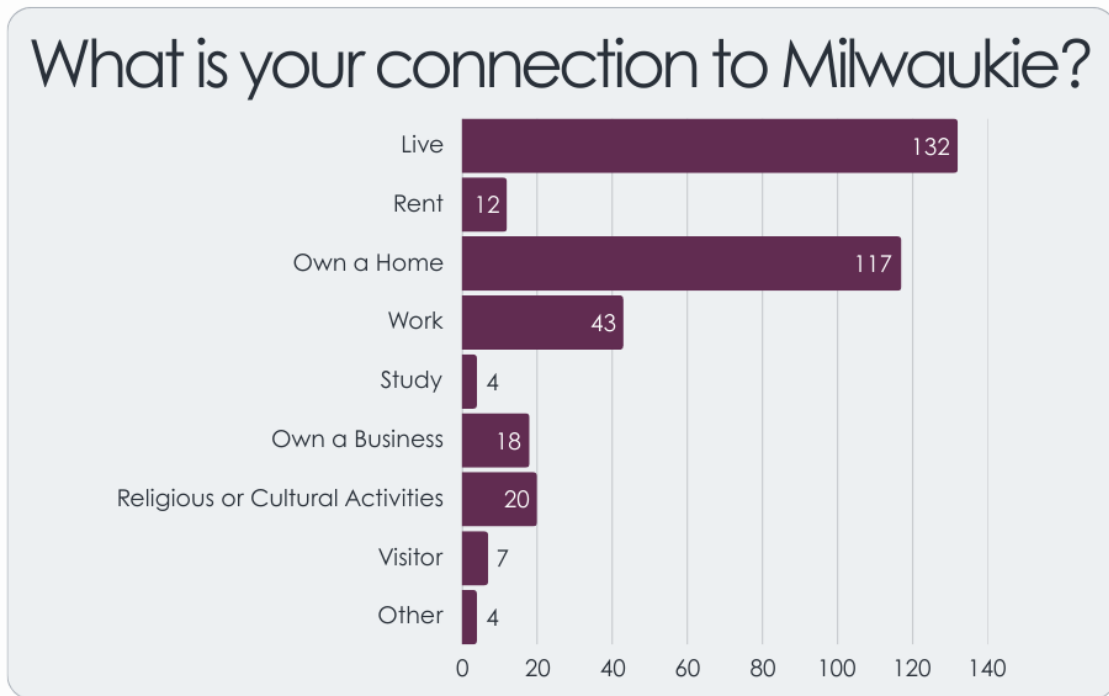
**Goal ideas related to maintaining Milwaukie’s uniqueness:**

- Cultivate a “small town environment”
- Continue to provide community events
- Make downtown Milwaukie a destination with personality
- Historic preservation, focusing on LGBTQ+ and BIPOC presence

**Finance-related goal ideas:**

- Minimize taxes and fees to relieve the financial burden of residents

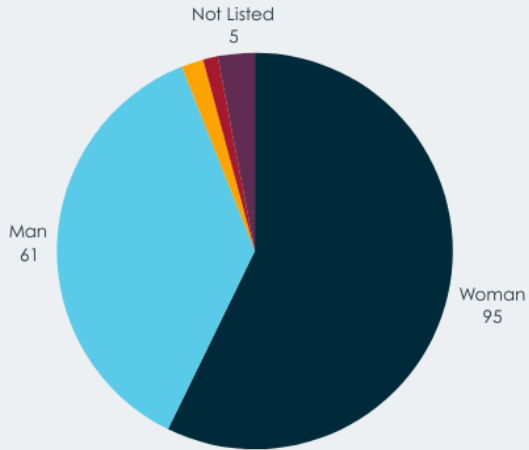
***Demographics of Engage Milwaukie survey respondents***



Of the 241 people who completed the survey, 169 registered with Engage Milwaukie and provided demographic information. Of those 169 respondents, 78% live in Milwaukie and 70% are homeowners.

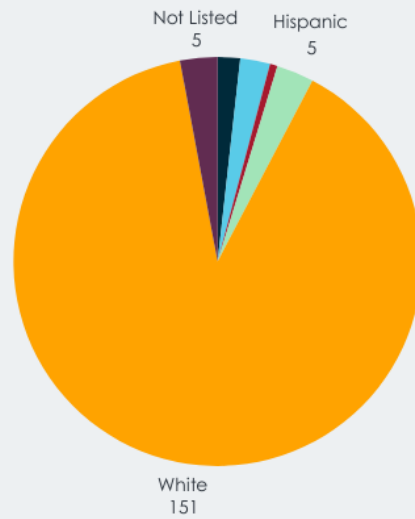
More women than men or other gender identities took the survey. Considering racial identity, 89% of respondents identify as white.

■ Woman   
 ■ Man   
 ■ Transgender  
■ Non-binary   
 ■ Not Listed



How do you identify your gender?

■ Native American  
■ Asian or Asian American  
■ Black or African American   
 ■ Hispanic  
■ White   
 ■ Not Listed



Within these categories, where would you place your racial or ethnic identity?

## January 7 Council Goal Town Hall Feedback Summary

In addition to the online survey, Council held a town hall on January 7, 2025. Eleven members of the public attended.

Attendees were encouraged to visit stations about each goal idea, talk to staff and Council members, and share their thoughts on any specific outcomes they hoped to see if that goal was adopted. At the end of the event, they were asked to put three dots next to their top three goal priorities.

The feedback gathered from the town hall is provided in the tables below.

### What goals do you hope Council will select for 2025-2027 (select three)

Goal idea	Votes
Promote economic development across the city	4
Improve transportation safety on city streets	4
Enhance the city's affordability	4
Help secure funding for removal of Kellogg Dam and restoration of Kellogg Creek Floodplain	4
Create a robust parks system for all	3
Achieve governmental financial stability to maintain service levels	2
Make the city's water infrastructure more resilient	2
Collaborate with regional partners to help Milwaukians most in need	2
Develop strategies for proactive land annexation	1
Improve community preparedness for emergencies	1

### If Council selects this goal, what kinds of things do you hope the city will accomplish?

Goal	Comments
Promote economic development across the city	N/A
Improve transportation safety on city streets	<ul style="list-style-type: none"> <li>• Reduce traffic on McLoughlin or reduce speed</li> <li>• "Add" crosswalk SE 23<sup>rd</sup> and Harrison</li> </ul>
Enhance the city's affordability	N/A

Help secure funding for removal of Kellogg Dam and restoration of Kellogg Creek Floodplain	<ul style="list-style-type: none"> <li>• Volunteer adopt Kronberg park area (JCWC + Metro used this model)</li> </ul>
Create a robust parks system for all	<ul style="list-style-type: none"> <li>• Volunteer adopt a park program</li> </ul>
Achieve governmental financial stability to maintain service levels	<ul style="list-style-type: none"> <li>• Ashland-like fee on new construction featuring gas appliances</li> </ul>
Make the city's water infrastructure more resilient	<ul style="list-style-type: none"> <li>• More green infrastructure bioswales</li> <li>• Plastic pollution reduction</li> <li>• Adopt a street or park or riverfront area (volunteer)</li> </ul>
Collaborate with regional partners to help Milwaukians most in need	N/A
Develop strategies for proactive land annexation	<ul style="list-style-type: none"> <li>• Enhance code requirements for energy and climate friendly policies (Green Building)</li> </ul>
Improve community preparedness for emergencies	<ul style="list-style-type: none"> <li>• CERT member on every block</li> <li>• CERT – Drills for expected emergencies: earthquakes/fires</li> <li>• Increased communication with community</li> <li>• Volunteer program to liaison btwn council + community</li> </ul>

## Additional comments received

Appended to this report are three community comments submitted by email related to the goal setting process during the public engagement period.

Dear Mayor Batey, Councilors, Massey, Stavenjord, Khosroabadi, Anderson; and City Manager Sagor:

Public Comment, for City Council January 7, 2025, Regular Session.

**Re: The Council should suspend Goals for the 25-27 Biennium.**

What if Council and City staff were not to set any goals for the next two fiscal years?

I bet **most Milwaukie residents would not object to suspending goal setting for the time being.**

**In fact, it is highly likely that Milwaukie residents would benefit financially from a City which does not continually seek to expand its mission with new endeavors with new goals.**

The history of goals is that they eventually cost Milwaukie residents either in increased fees and/or reduced General Fund monies for basic services like police, transportation, and library.

For example, the Climate Action plan now costs City residents an extra 3 to 4% in increased electric and natural gas utility bills, with no discernible difference in this “perceived” global problem. Milwaukie like much of Oregon swims against the tide while the rest of the nation votes to de-prioritize Climate action and instead increase economic well-being with a program of “drill-baby-drill.” Milwaukie does not have to follow the City of Portland and other Oregon governments in the expensive, myopic futile attempt to change the temperature of the earth.

Equity is another General Fund expense as Milwaukie now has an Equity staff person when only five years ago there was no such additional personnel cost.

Then, too, it is projected that Milwaukie faces substantial shortages in General Revenue funds, and so, setting new goals is likely to exacerbate the projected shortfall in General Revenue funds.

New goals are also a distraction for the use of City staff time, as it requires focusing scarce staff time on new services instead of current services needing attention and of pressing priority.

So, City Hall should travel the road less traveled in Oregon – one of limiting government growth rather than one of mission creep.

Sincerely,  
Elvis Clark  
resident of the City of Milwaukie

**From:** [Wilda Parks](#)  
**To:** [OCR](#)  
**Subject:** City goals  
**Date:** Tuesday, January 7, 2025 3:44:04 PM

---

Scott, could you please enter the following email as written testimony for tonight's Town hall meeting discussing goals. Thanks in advance!

Mayor and City Councilors, thank you for the opportunity to get my thoughts in regarding city goals for 2025 to 2028.

I continue to believe, and I have seen this in fact in other cities, that the foundation for any healthy, strong, appealing community involves two major things, economic development and the financial ability to live or work in the community.

Since affordability is such a major issue, it would seem to me that we should do everything we can to provide opportunities and incentives for both business and residential members when it comes to affordability. And the only way that will happen is if it is one of your goals.

The same holds true for economic development. We've talked about that for years and years, but until something is actually done, and how to build small business is really studied and embraced by the community little will happen there either.

As I looked at the options you've already discussed for goals. It occurs to me that if you provide an economically stable and vital community that is affordable that the other issues will more or less take care of themselves. You must have a strong foundation, and I believe that requires a variety of businesses and jobs that our citizens can utilize. That business growth might be new businesses. It might be retaining ones that are already here or it might be embracing growth in ones that are already here. Some may say that you are already doing economic development and in a small way of course you are. But until it is stated as a goal and there is specific attention placed on it and provided for it in the budget it is a hope for the future, not a strong road map.

Again, thank you for the opportunity to comment. Sorry I can't be in the room with you this evening. W

Sent from my iPad  
Wilda Parks  
503-957-9093



**From:** [Greg Hemer](#)  
**To:** [City Council](#)  
**Subject:** Public comment for Goal Setting 2025  
**Date:** Tuesday, January 7, 2025 6:00:57 PM

---

Hello all,

I have been fighting the flu bug so was unable to attend the Goal Setting forum on Jan 7th, but did comment on Engage Milwaukie....I wanted to provide these comments below:

My name is Greg Hemer, a Milwaukie resident since 1998. I would like to address just one goal that should be the priority of the City. Currently it is labeled as Enhance the city's affordability....I would change the title to Reduction of residents' cost of living.

Let me begin with my story....although my wife and I make around \$90,000 a year owning and operating a small business, we have seen our expense to income gap decrease over the last 12 years. Our income does not qualify us for any City programs or any other financial programs. Health insurance is \$500 a month which covers one doctor visit a year and 80% of a catastrophic ailment like a heart attack and being in the hospital for a week. Notice no prescriptions or ER visits are covered. Our water bill has increased 100 fold, our utility rates keep rising, our mortgage increases 3% every year, increase in gas for our vehicle, prescription medicine, and do not forget the recent inflation of 20%. Covid really hurt our income, but at least we had some in savings to help smooth the transition. With the money now gone from savings and the increases of expenses at no fault of our own, we struggle month to month to pay our bills and have not replenished any of our savings.

What could benefit me as a resident of Milwaukie and countless others? An incentive to produce results of long standing City goals and some financial relief for being a good steward of Milwaukie.

In other words..create incentives for reduction from City fees for accomplishing established benchmarks...like some of these examples below

It would be helpful to us if our water bill was reduced by \$20 a month because my household uses less than 6 ccf a month...even during the summer. Our last bill was \$123.82 but our water charges were only \$27 or less than 25% of the bill. The City could add an incentive of reducing water use by providing a credit for those who use less.

Another incentive could be to revamp the tree code. To reach our 40% canopy...instead of charging a large amount for removal...which I could not afford and probably would create a hazard to our house and our neighbors because the tree would be left to rot and fall naturally... we should be offering a vendor to come and plant trees which could be reimbursed from a water bill or other utility.

The last comment I would make is also to use the funds that are in savings over the 100% capacity needed to pay for other programs like rental and mortgage assistance, reduction in fees or fines, or any other savings that are tangible to Milwaukians. Something that shows that the City of Milwaukie recognizes our struggles and hard times we all face and could use a friendly boost from our elected officials and City Staff.

You ask what these small incentives provide people like my wife and I? The choice of asparagus rather than boxed macaroni and cheese, a toy for our dog, a burrito from Cha Cha Cha, or a book from the Spoken Word. I know my wife and I are not alone in our struggles and I hope the City will recognize that its residents' future, well being, and their homes should be a priority.

Thank you

--

Greg "Frank" Hemer  
5822 SE Harrison St.  
Milwaukie, OR 97222  
971-202-6100



**CITY OF MILWAUKIE**






# **Milwaukie Community Survey**

*Results from a Survey of Milwaukie Residents  
Conducted November 3-15, 2023*



**OPINION  
RESEARCH  
& STRATEGY**

# Survey Methodology

Dates	November 3-15, 2023
Survey Type	Dual-mode Resident Survey
Research Population	Residents of Milwaukie ages 18+, Inclusive of Oversamples of Latinx Residents and Residents of Color
Total Interviews	563
Margin of Sampling Error	±4.9% at the 95% Confidence Level
Contact Methods	 Telephone Calls  Email Invitations  Text Invitations
Data Collection Modes	 Telephone Interviews  Online Interviews
Languages	English and Spanish

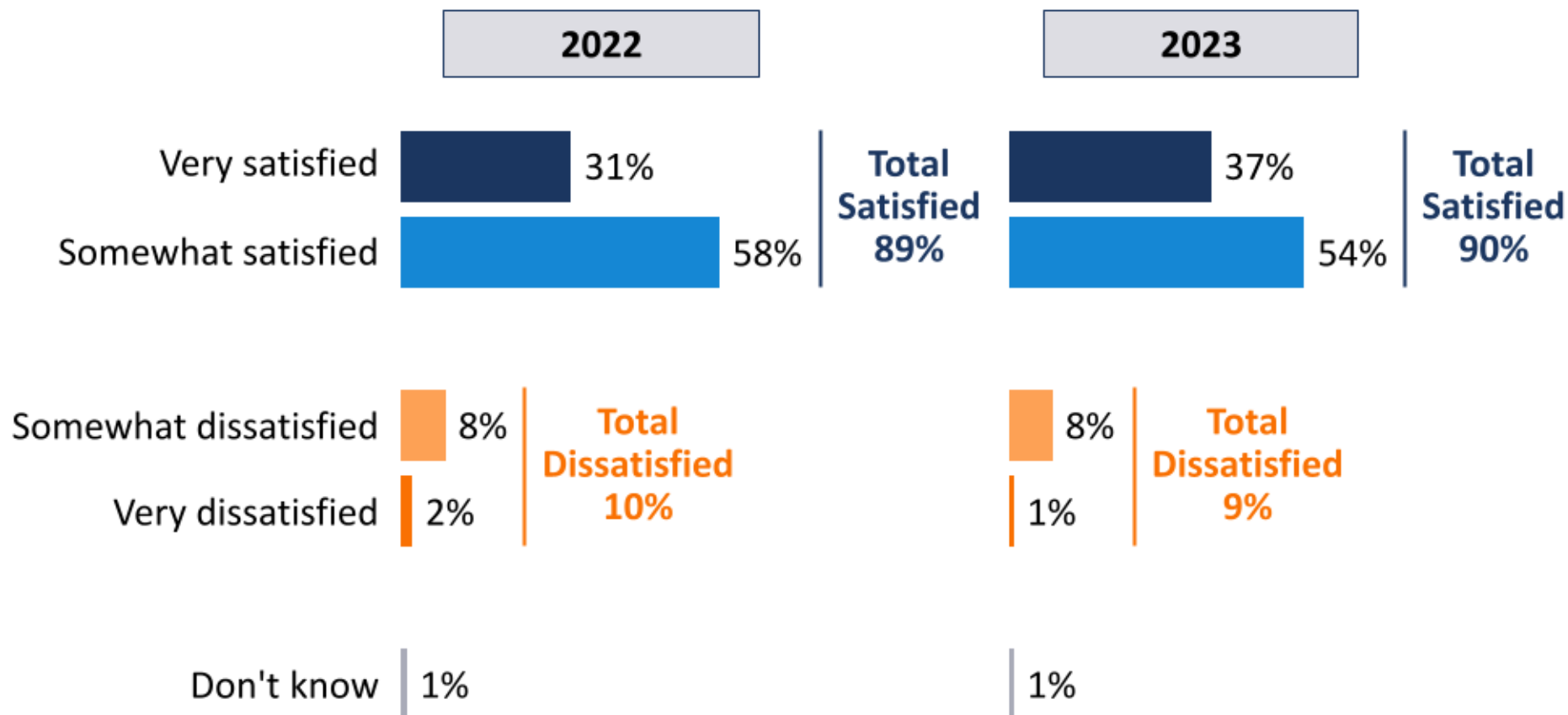
(Note: Not All Results Will Sum to 100% Due to Rounding)



# Context

# Nine in ten residents are satisfied with the quality of life in Milwaukie.

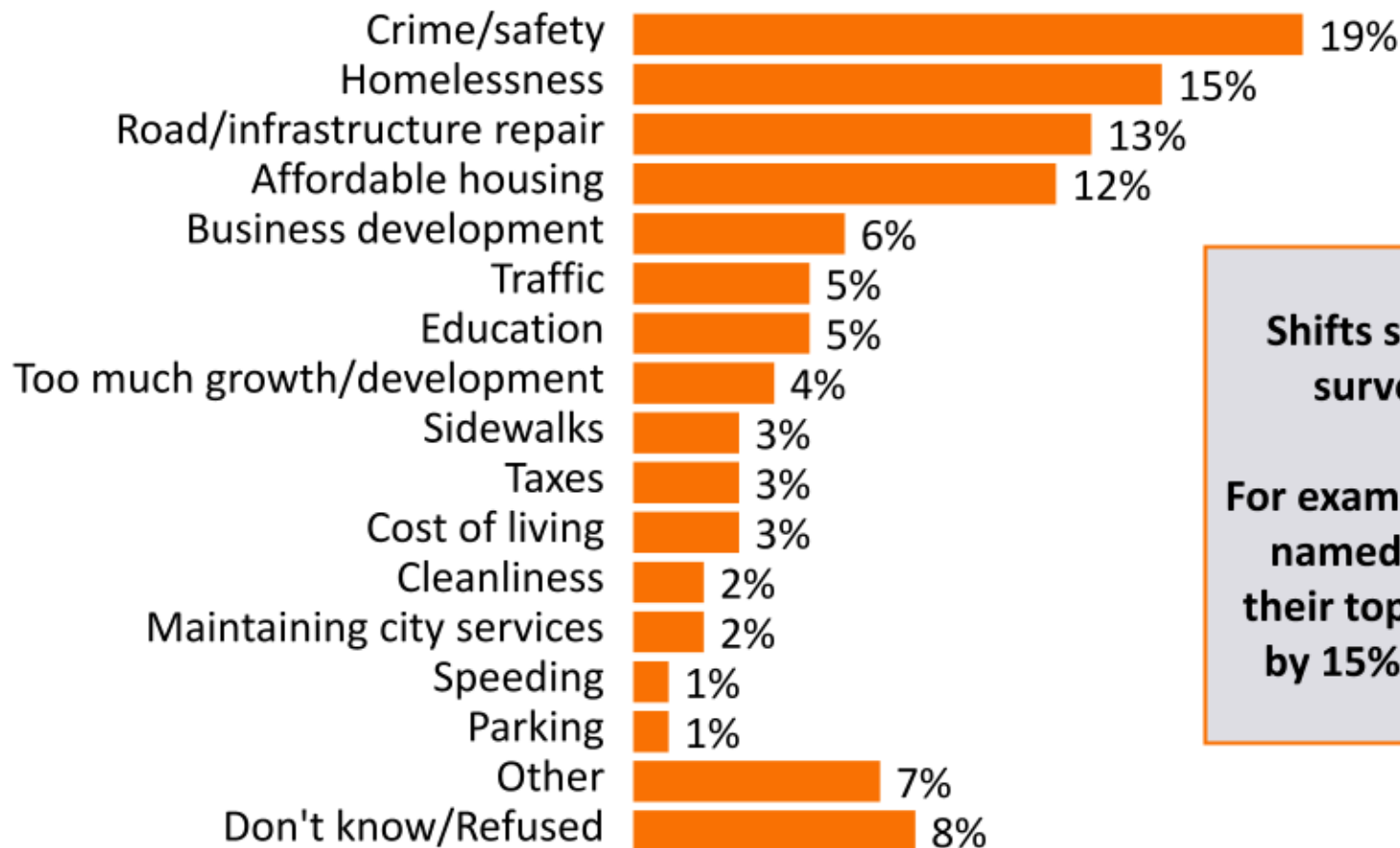
Please tell me how satisfied you are with the overall quality of life in Milwaukie: very satisfied, somewhat satisfied, somewhat dissatisfied, or very dissatisfied.



# Residents' top concern is crime, followed closely by homelessness, housing costs and road repairs.

*For you personally, what is the single most important issue for the City of Milwaukie to address over the next year?*

*(Open-ended)*



**Shifts since last year's survey are small.**

**For example, in 2022, 16% named homelessness their top issue, followed by 15% naming crime.**

# Verbatim Responses on Most Important Issue

Continued walkability, maintaining the tree canopy and not allowing homeowners to remove long-standing trees.

They are making the roads too narrow for cars, and too much space for bikes and walking.

They're changing quite a bit of things traffic wise, rather than address the problems like speeders, they're putting up more stop signs and more speed bumps.

Stop building apartments.

Reduction of visible homeless activity.

Property tax increases.

Keeping low-income people housed so they don't become homeless.

Supporting businesses and the continued development of the downtown area to drive additional growth opportunities.

Making downtown more vibrant.

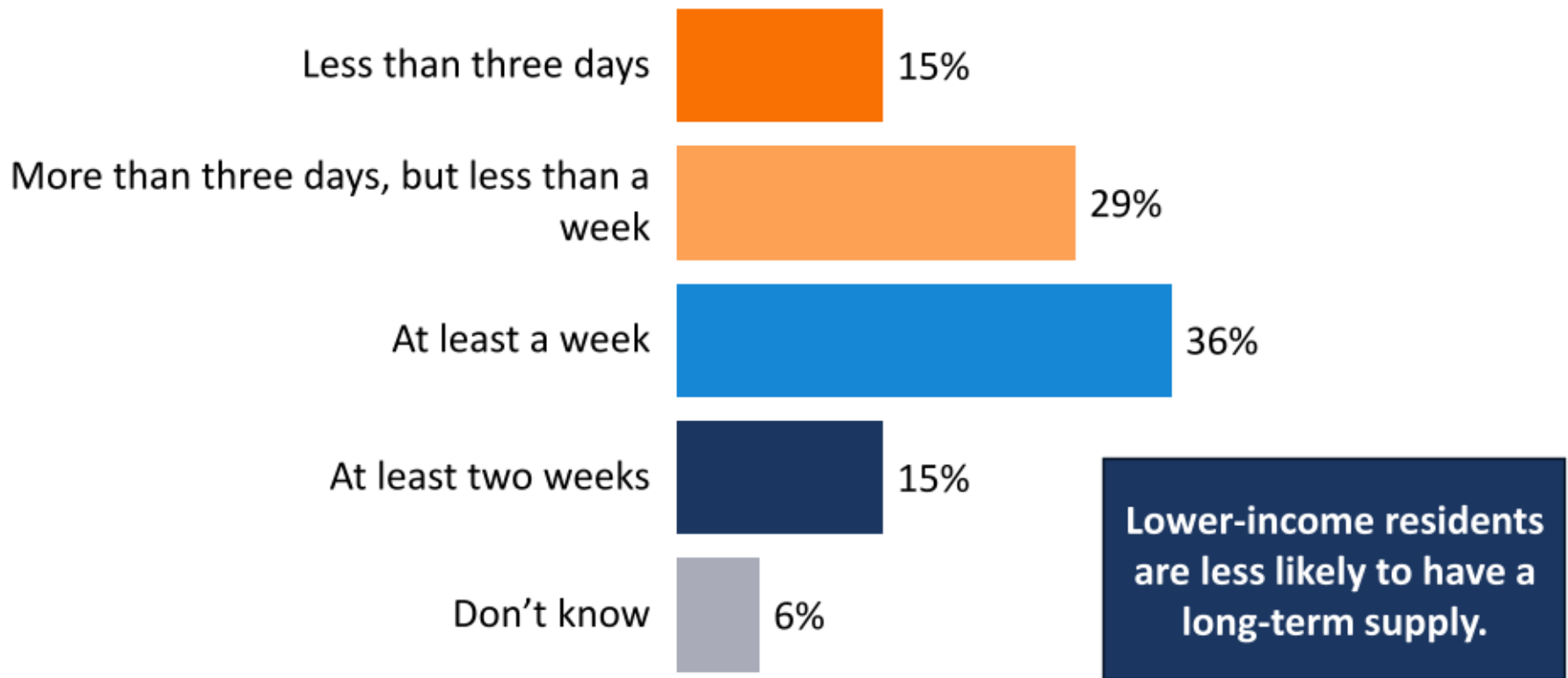
Law enforcement. Keep drugs and homelessness in check.

Bringing more business to downtown and our local shopping area like SE Oak Street.

More police follow up and investigation.

# Most residents have at least a week's worth of supplies on hand in case of major disaster.

*My next question is about the supplies you currently have on hand in case of a major disaster. How long could your household go without outside assistance for food, water, and medication?*







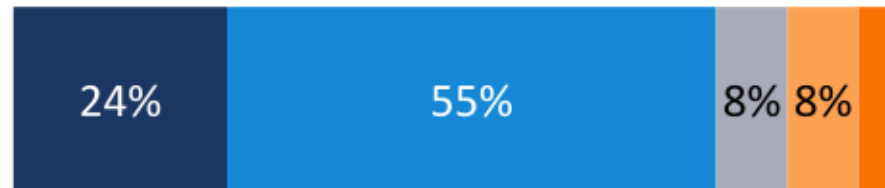
# **Views of City Services**

CR23

# Four in five approve of the quality of City services; broad majorities also approve of public spending.

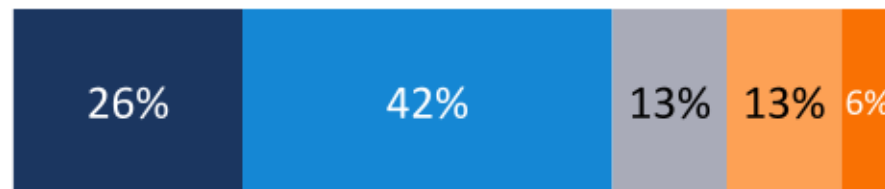
■ Strng. App.  
 ■ Smwt. App.  
 ■ Don't Know  
 ■ Smwt. Disapp.  
 ■ Strng. Disapp.  
 **Total App.**   **Total Disapp.**

The quality of services provided by the City of Milwaukie




**80%**   **12%**

How the City of Milwaukie seeks input from residents on plans and projects on Engage Milwaukie and other platforms



**68%**   **19%**

How the City of Milwaukie spends the tax dollars it receives



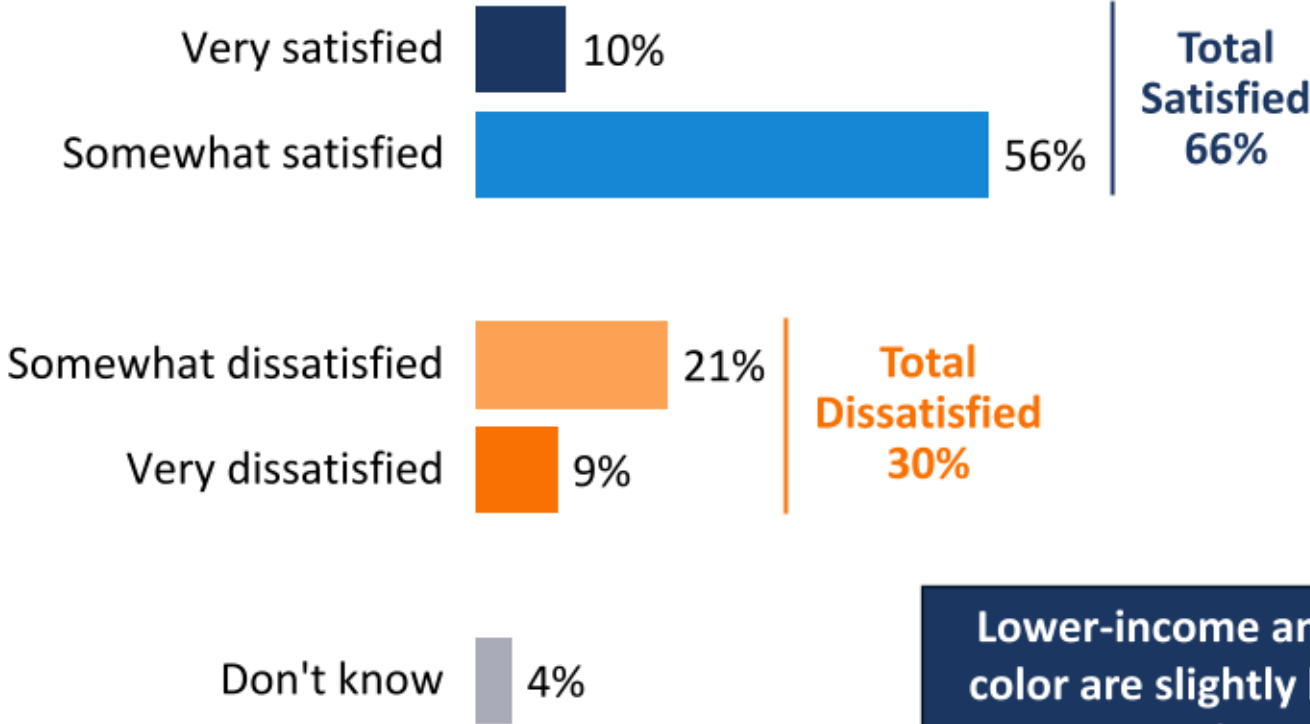
**61%**   **20%**

# These attitudes are very consistent with last year.

Aspect of City Government (Total Approve)	2022	2023	Difference
How the City of Milwaukee spends the tax dollars it receives	58%	61%	+3%
The quality of services provided by the City of Milwaukee	79%	80%	+1%
How the City of Milwaukee seeks input from residents on plans and projects on Engage Milwaukee and other platforms	69%	68%	-1%

# Two-thirds are satisfied with the value they receive for utility costs in Milwaukee.

*Switching gears, are you satisfied or dissatisfied with the value you receive for the price you pay for utilities in the City of Milwaukee?*



**This question was asked slightly differently in the past – 47% said the cost is “about the right amount” in 2022, and 34% said the same in 2020.**

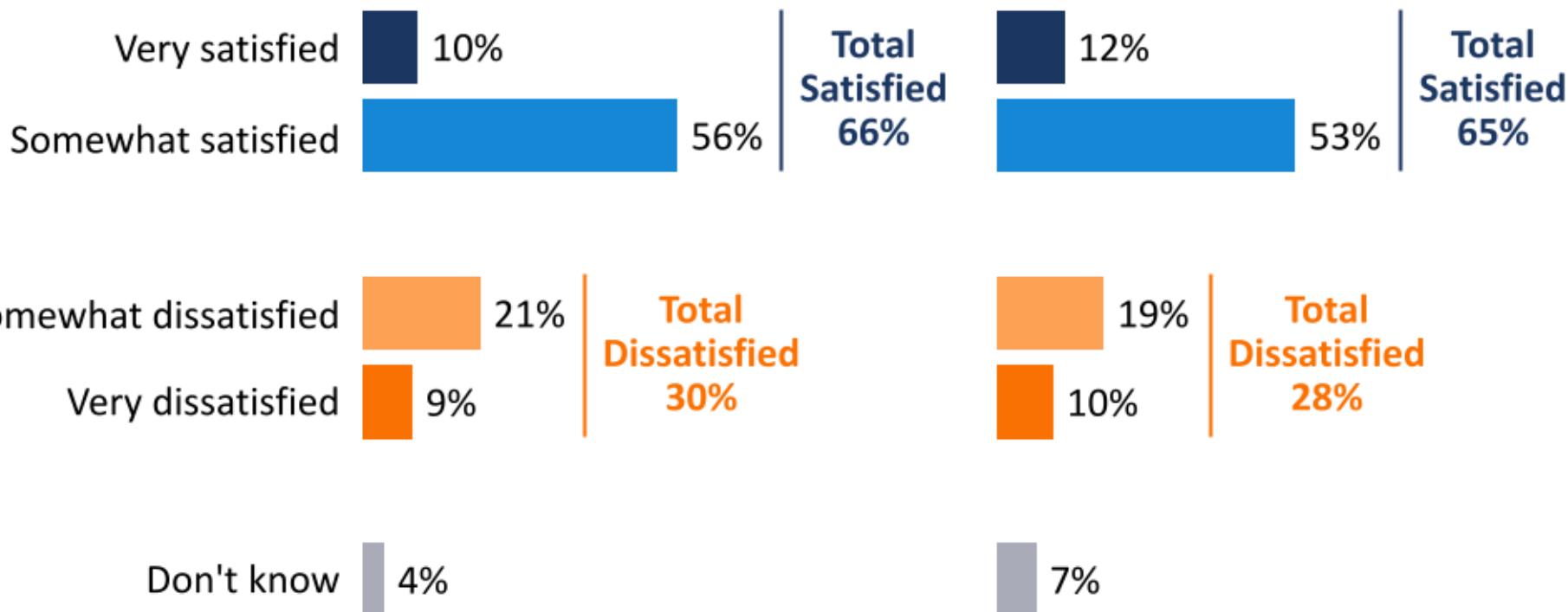
**Lower-income and non-Latinx people of color are slightly less satisfied and Latinx people are more satisfied.**

# Given specific context about the typical cost, satisfaction levels are the same.

*Right now, the average City of Milwaukie utility bill for a single-family household is \$139. This includes water, wastewater, storm water, street, and transportation system charges.*

## Initial Opinion

## After Cost Description



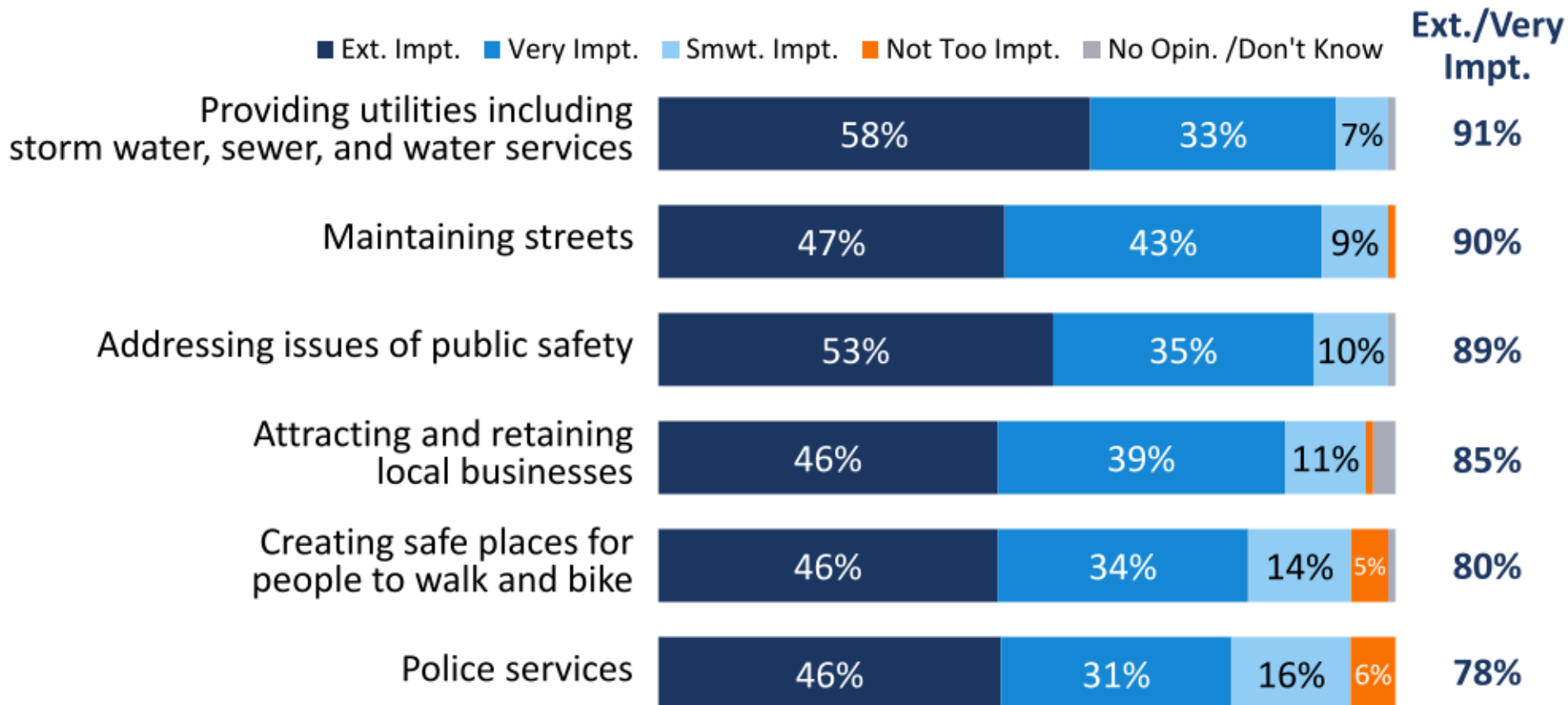
# Assessing City Services in Detail



- In order to evaluate City services in more detail, we asked residents two questions about 13 key services:
  - *How important is the service to making Milwaukie a good place to live?*
  - *Are you satisfied or dissatisfied with that service?*
- Because not every resident uses every service, we also show results just for those with an opinion on satisfaction either way.
- Then, by comparing responses on these two metrics of importance and informed satisfaction, we can look at areas where the City is doing well (higher importance, higher satisfaction) and places with a particular need for improvement (higher importance, lower satisfaction).
- The following slides show results for each question and how the results compare.

# Residents very broadly value City utilities, streets, public safety and attracting local businesses.

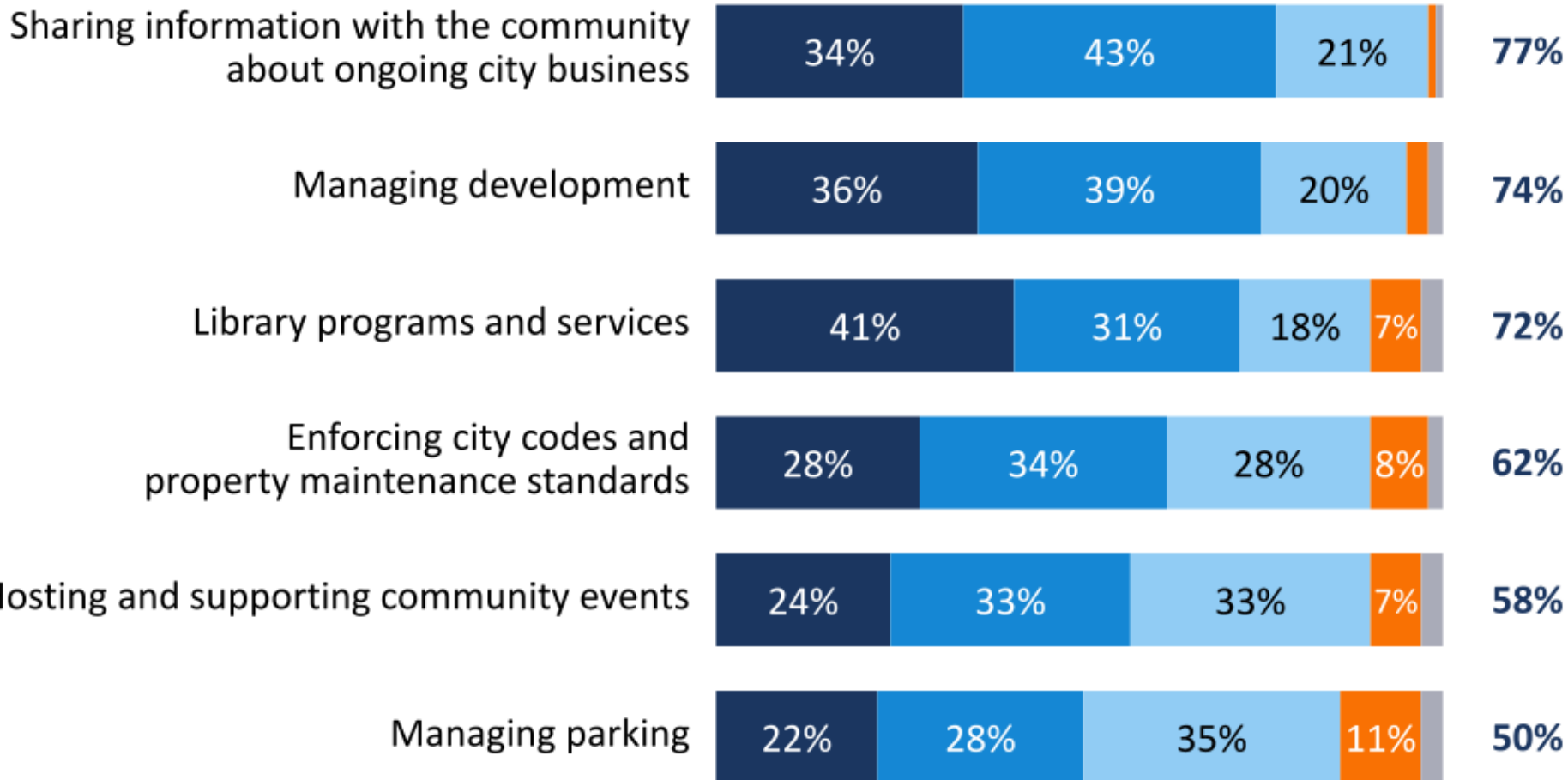
Let me ask you about some specific City services provided to Milwaukie residents. Please tell me how important each service is to making Milwaukie a good place to live: extremely important, very important, somewhat important, or not too important.





# Majorities also value things like managing development, library programs, and community events.

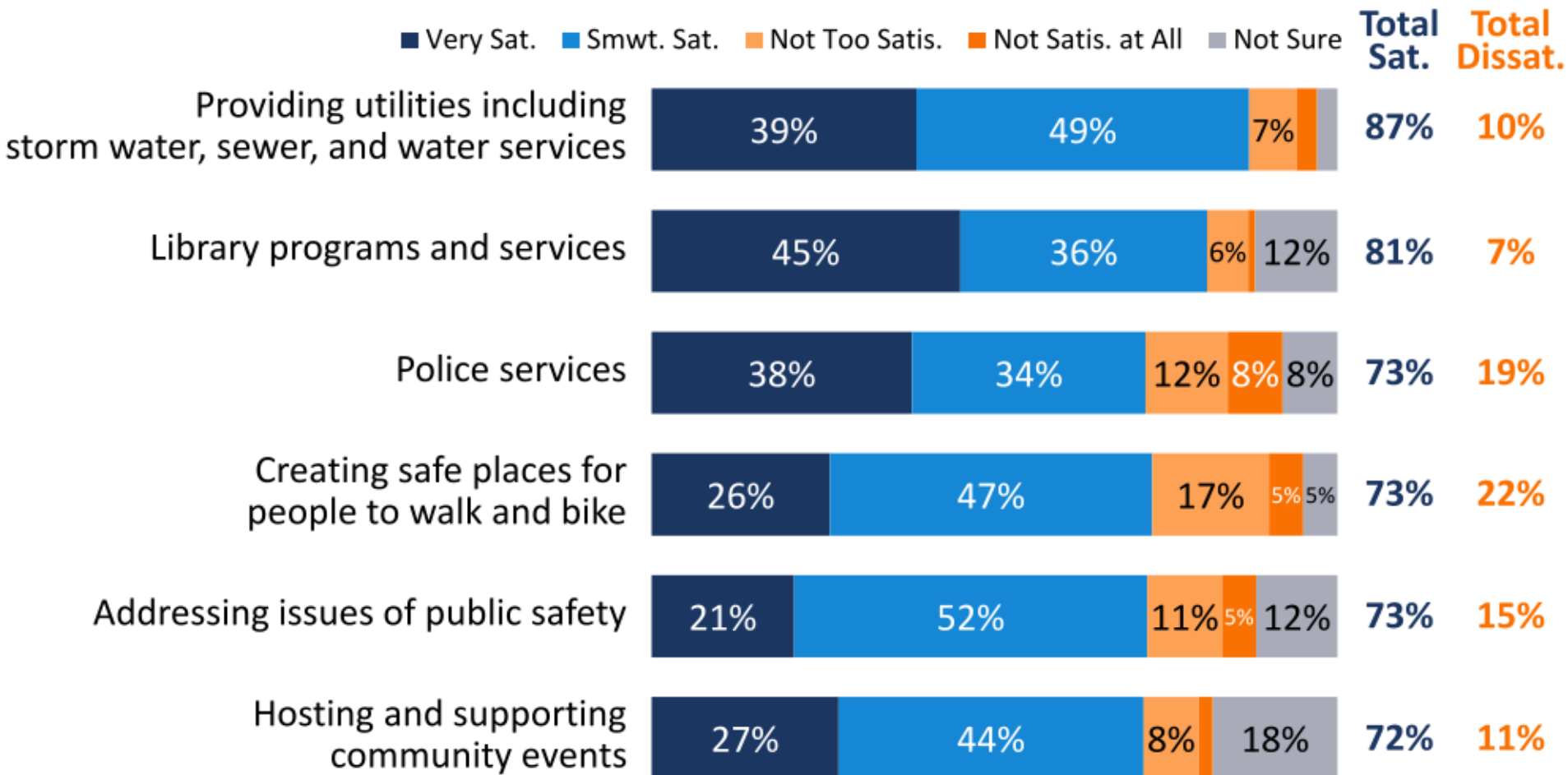
■ Ext. Impt. ■ Very Impt. ■ Smwt. Impt. ■ Not Too Impt. ■ No Opin. /Don't Know **Ext./Very Impt.**





# Residents are most satisfied with utilities, library programs, and police services.

I am going to read you the same list of services. Please tell me how satisfied you are with each service. Are you very satisfied, somewhat satisfied, not too satisfied, or not satisfied at all?

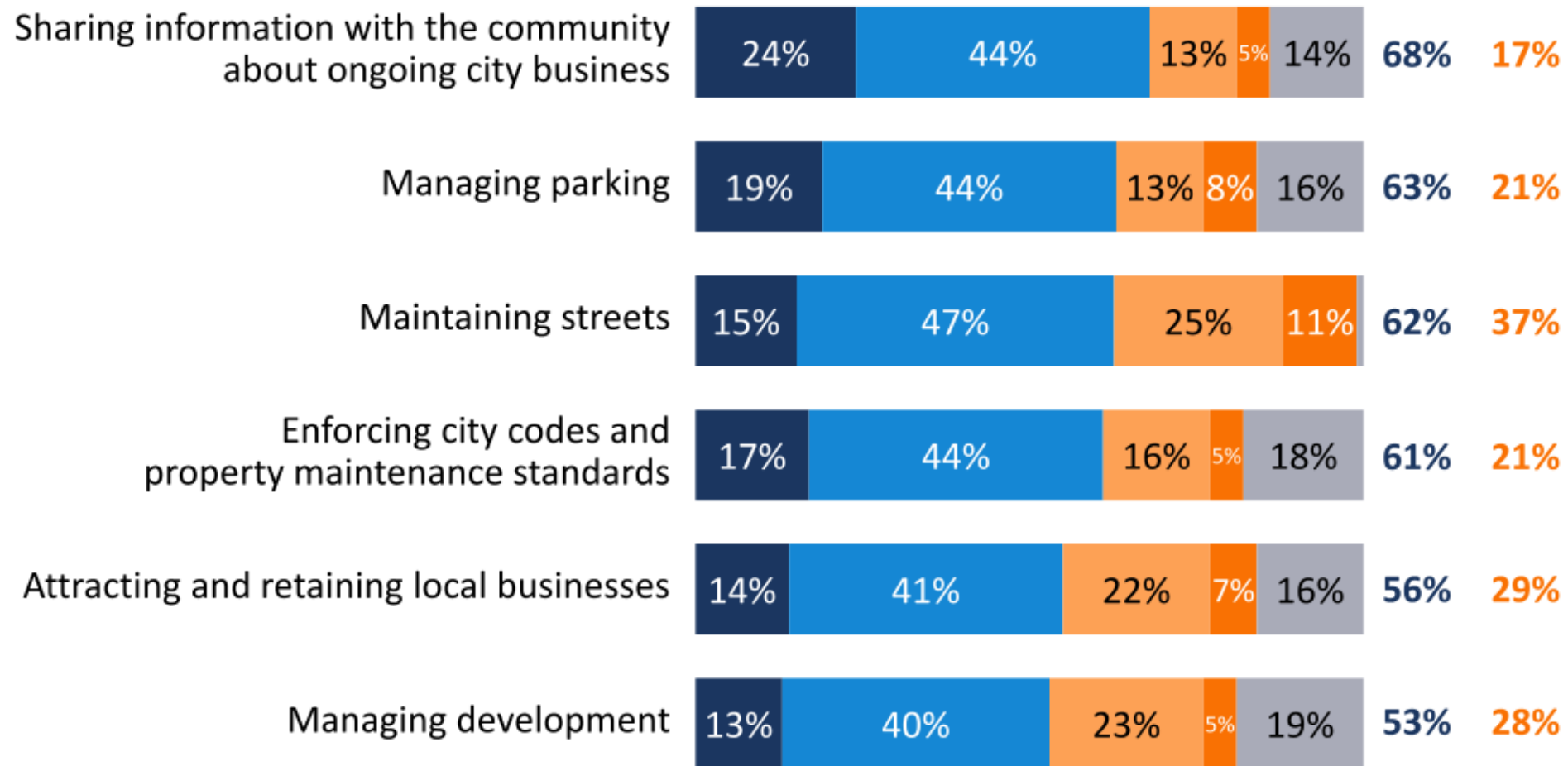


CR31

# They see a bit more room for improvement in maintaining streets.

■ Very Sat. 
 ■ Smwt. Sat. 
 ■ Not Too Satis. 
 ■ Not Satis. at All 
 ■ Not Sure

**Total Sat.** ■ **Total Dissat.** ■



Q6. I am going to read you the same list of services. Please tell me how satisfied you are with each service. Are you very satisfied, somewhat satisfied, not too satisfied, or not satisfied at all?

It can be useful to look at “informed satisfaction,” that is, those who had enough experience with specific services to offer a rating.

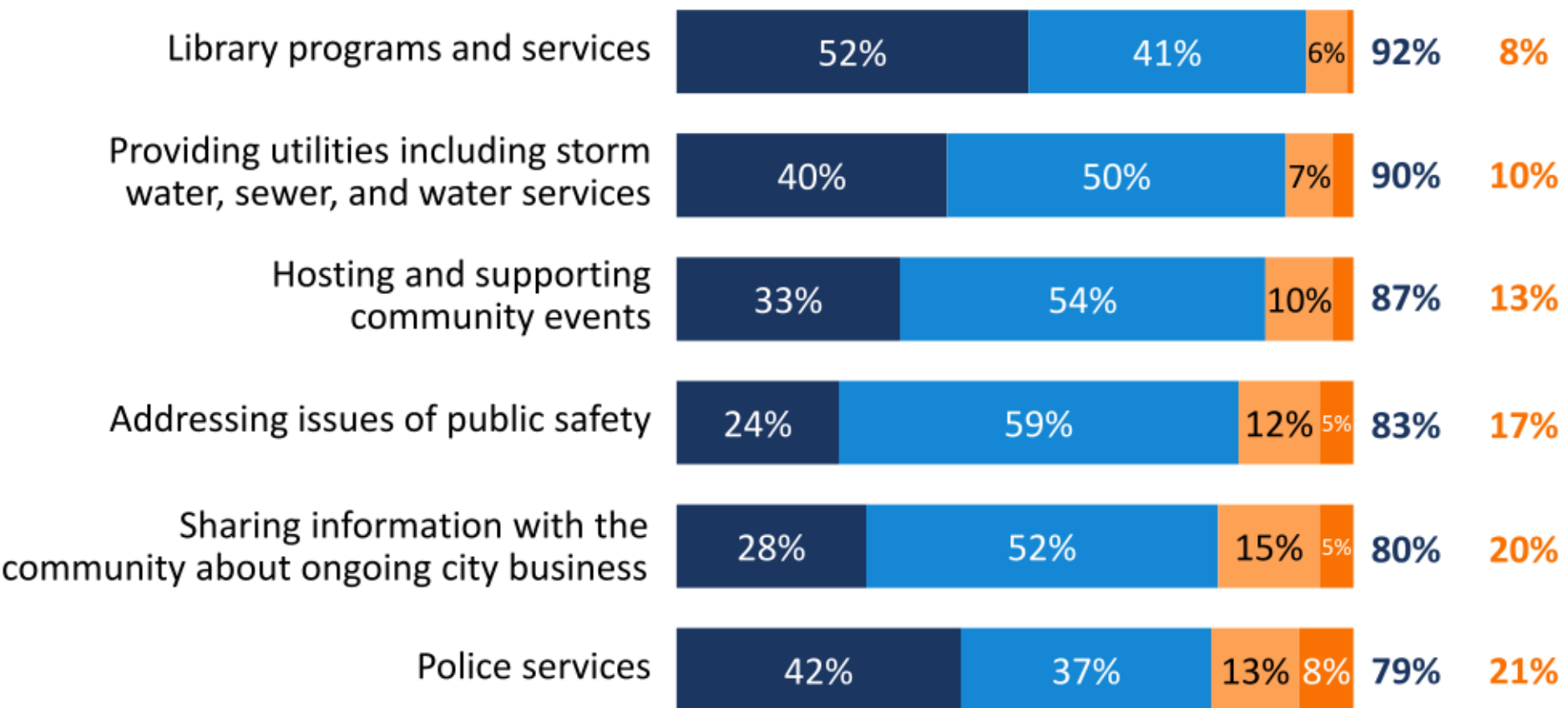


# Looking at satisfaction among those who know enough to offer a rating, libraries and utilities get very high marks.

I am going to read you the same list of services. Please tell me how satisfied you are with each service. Are you very satisfied, somewhat satisfied, not too satisfied, or not satisfied at all?

(Informed Satisfaction Ratings)

■ Very Sat. ■ Smwt. Sat. ■ Not Too Sat. ■ Not Sat. at All **Total Sat.** **Total Not Sat.**



CR34

# Broad shares are also satisfied with park, code enforcement, business retention, and street maintenance.

(Informed Satisfaction Ratings)

■ Very Sat. ■ Smwt. Sat. ■ Not Too Sat. ■ Not Sat. at All

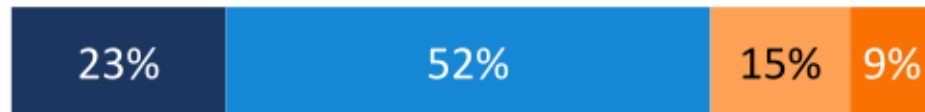
**Total Sat.** **Total Not Sat.**

Creating safe places for people to walk and bike



**77%** **23%**

Managing parking



**75%** **25%**

Enforcing city codes and property maintenance standards



**74%** **26%**

Attracting and retaining local businesses



**66%** **34%**

Managing development



**66%** **34%**

Maintaining streets

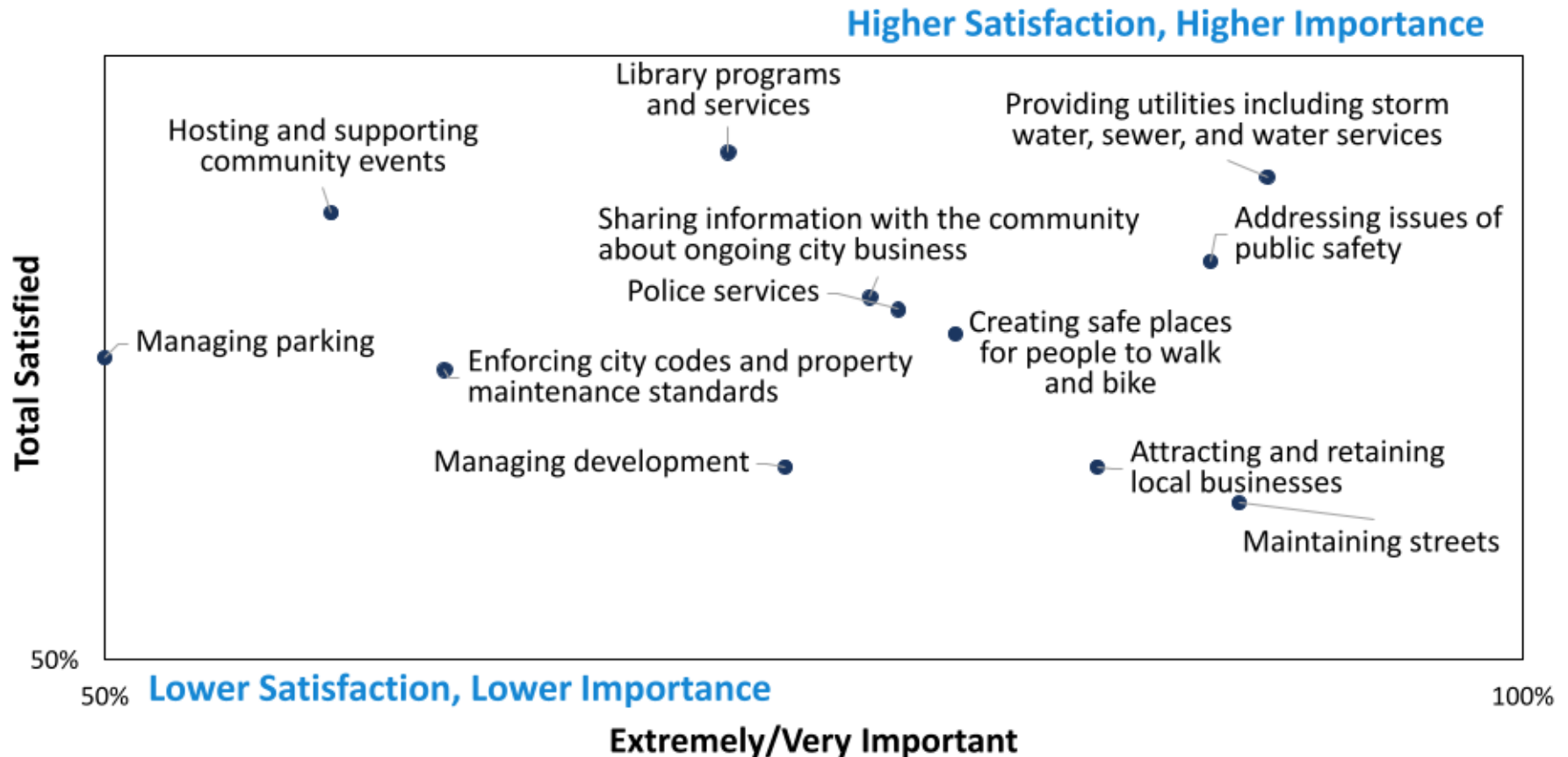


**63%** **37%**



# Generally, the services residents value most are the ones they are most satisfied with as well.

(Informed Satisfaction Ratings)



Q5. Let me ask you about some specific City services provided to Milwaukee residents. Please tell me how important each service is to making Milwaukee a good place to live: extremely important, very important, somewhat important, or not too important.

Q6. I am going to read you the same list of services. Please tell me how satisfied you are with each service. Are you very satisfied, somewhat satisfied, not too satisfied, or not satisfied at all?



# **Views of Milwaukie Parks and Events**

CR37

# Broad majorities are satisfied with parks maintenance and the number of parks.

*I'd like to read you a list of aspects of parks and recreation facilities in Milwaukee. Please tell me whether you are satisfied or dissatisfied with each one.*

■ Very Sat. ■ Smwt. Sat. ■ Don't Know ■ Smwt. Dissat. ■ Very Dissat.
**Total Sat.** **Total Dissat.**

Maintenance of parks and park amenities



**82%** **11%**

The number of parks in Milwaukee



**77%** **14%**

The quality of activities at local parks



**70%** **10%**

The number of activities at local parks

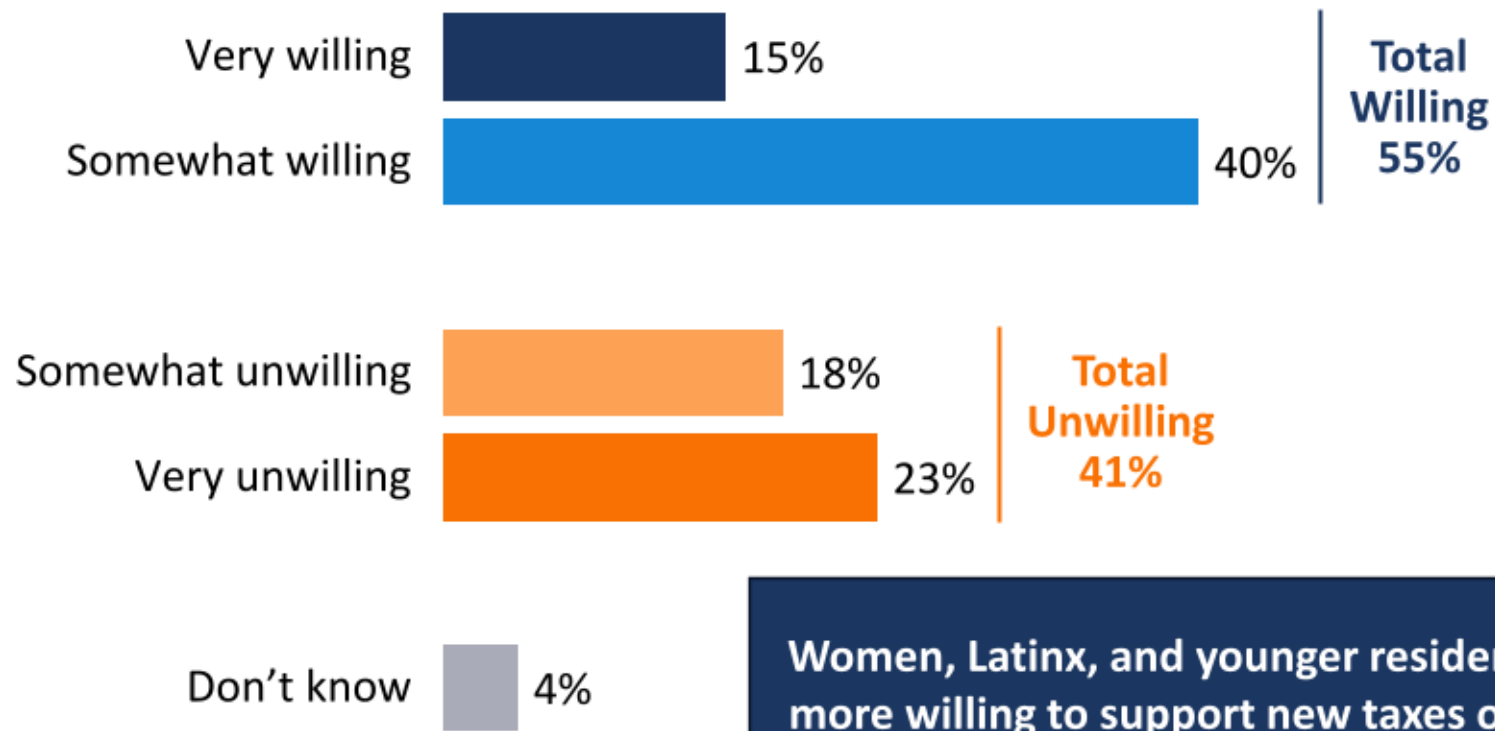


**60%** **14%**



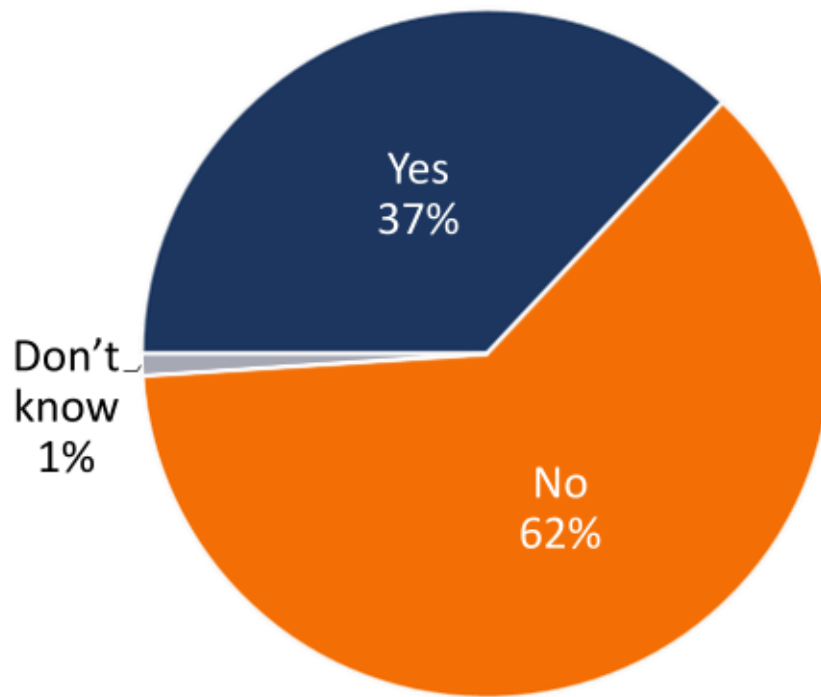
# A majority is generally willing to pay more for local parks, though support is soft.

*Would you be willing or unwilling to pay more in fees or taxes to maintain and repair existing parks and support development of new parks?*



# Nearly two in five recall attending a City-led event in the last year or so.

*Have you attended any City-led events in the past year or so, such as Umbrella Parade, Winter Solstice, Arbor Day, or Earth Day?*

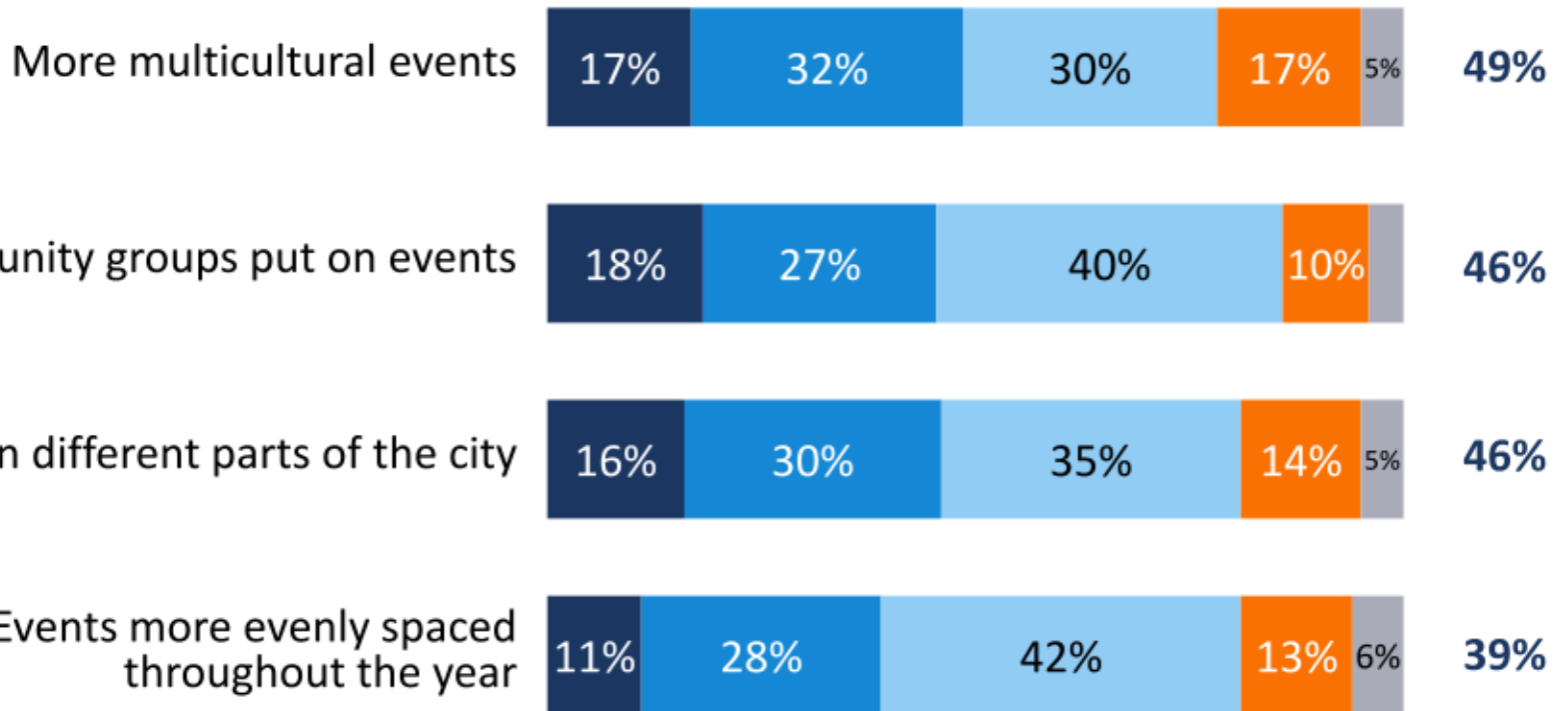


**Higher-income households are more likely to attend City events, as are those with children under 18 at home and relative newcomers to the city.**

# Residents value a number of goals for community events, though none with much intensity.

*As the City plans for future events, there are a number of goals they could prioritize. Please tell me whether you think that each one is extremely important, very important, somewhat important, or not too important.*

■ Ext. Impt. ■ Very Impt. ■ Smwt. Impt. ■ Not Too Impt. ■ Don't Know **Ext./Very Impt.**



**Latinx residents especially value multicultural and community group events.**

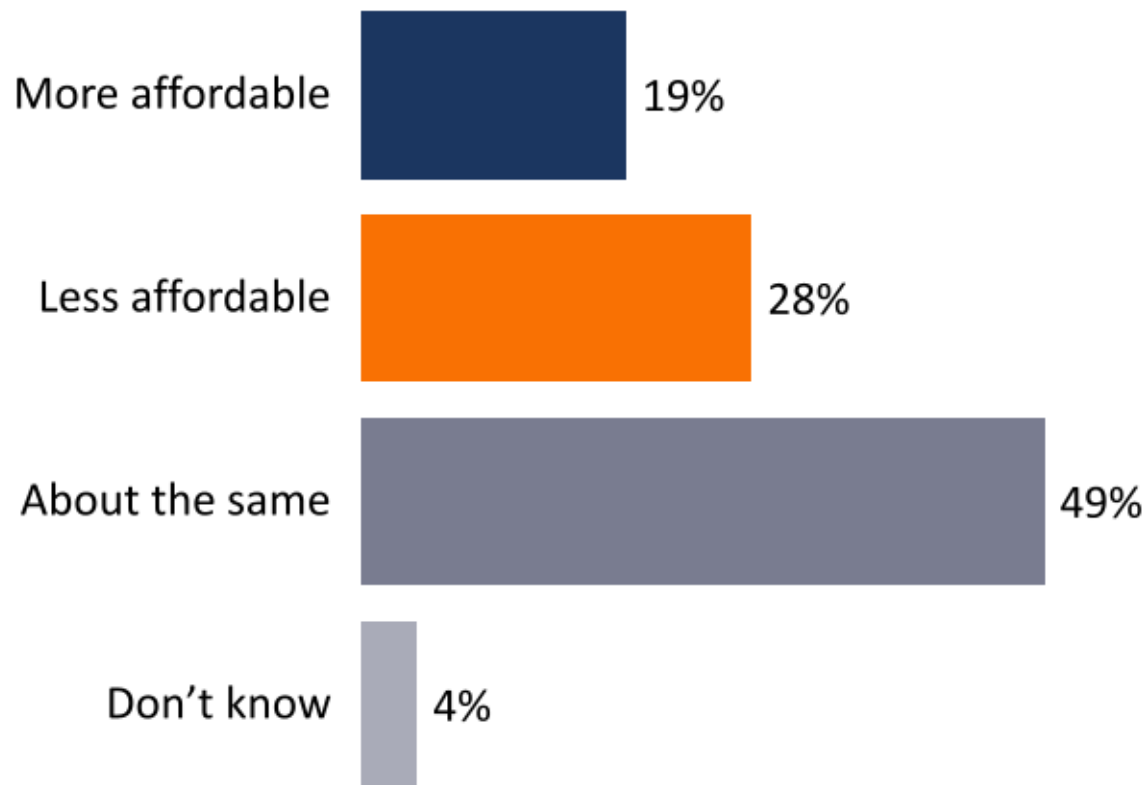


# **Views of Downtown and Neighborhoods**

CR42

# A plurality of residents believes the cost of housing in Milwaukie is about the same as the rest of the region.

*Do you think the cost of housing in Milwaukie is more affordable, less affordable, or about the same as in the rest of the region?*

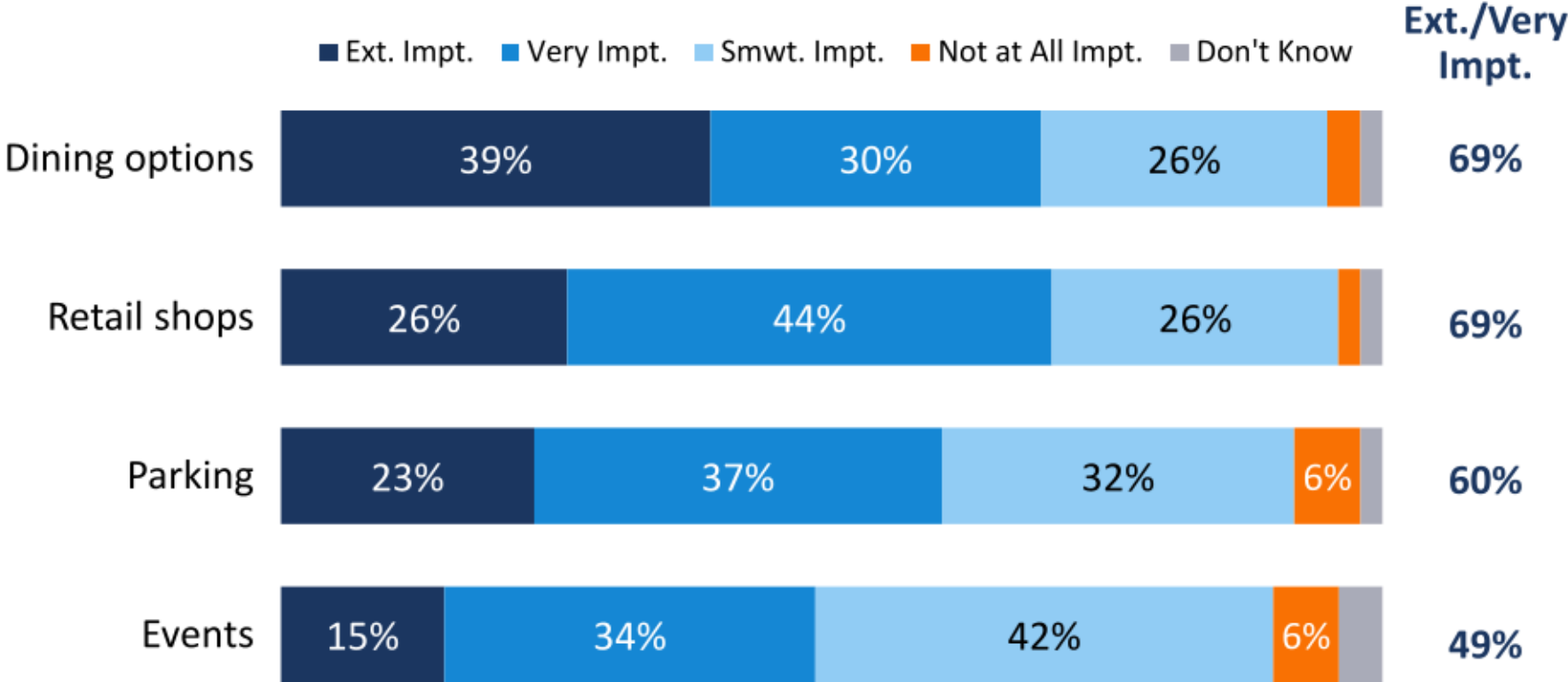


**In 2020, 56% of residents said the cost of housing was “too high,” and 75% said the same in 2020.**

**55% of Latinx residents say the cost is less affordable than other parts of the region.**

# Residents especially value dining options and retail shops for downtown Milwaukie.

*I am going to read you a list of types of shops and services that could be added to Milwaukie's downtown. Please tell me whether adding it is extremely important, very important, somewhat important, or not at all important.*



**Shopping and dining are higher priorities for high-income residents.**

# They are a bit less likely to highly prioritize dining options than in 2022.

Type of Shop & Service (Extremely/Very Important)	2022	2023	Difference
Events	51%	49%	-2%
Retail shops	73%	69%	-4%
Parking	65%	60%	-5%
Dining options	79%	69%	-10%

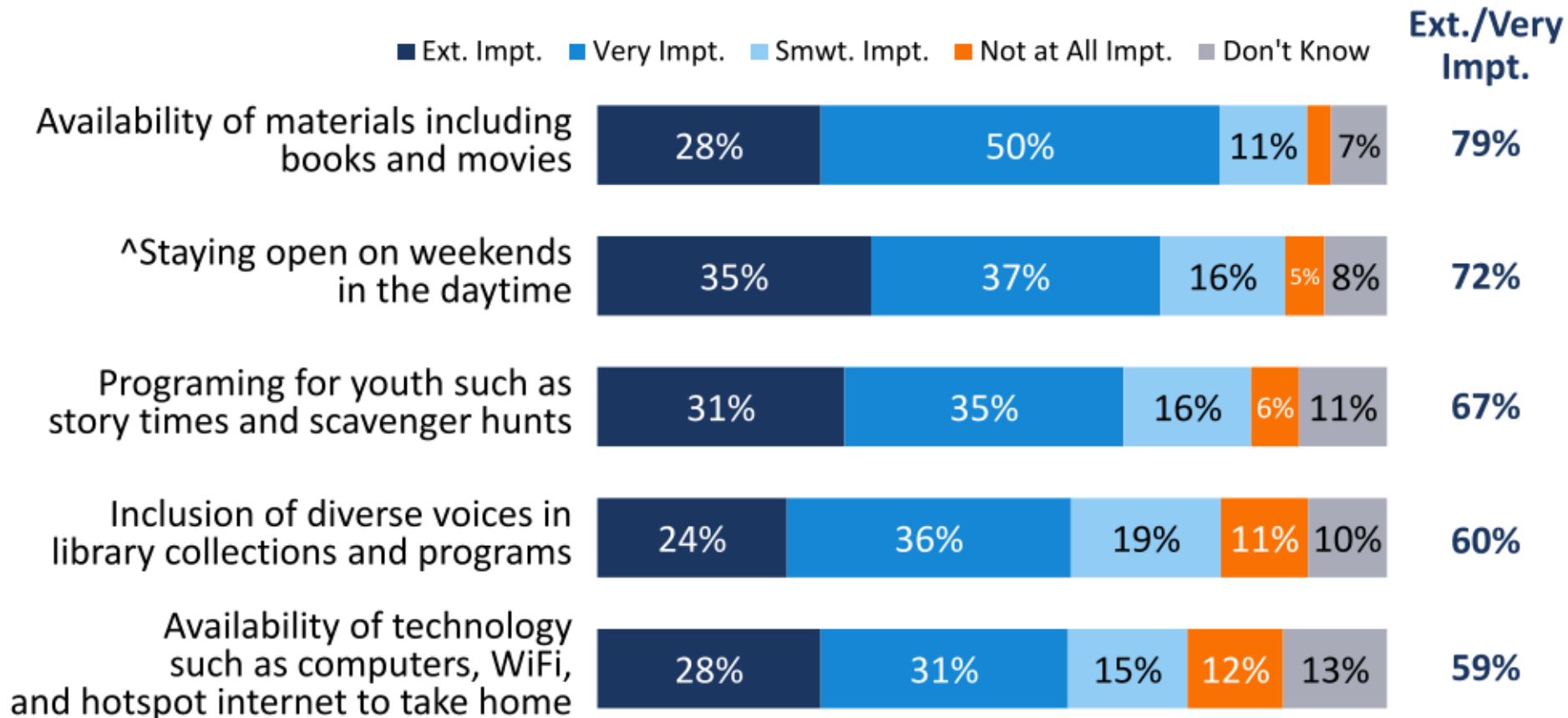


# **Views of the Ledding Library**



# Residents especially value the availability of library materials, and weekend daytime hours.

*I am going to read you a list of Leeding Library programs and services.  
Please tell me how important each one is to you personally:  
extremely important, very important, somewhat important, or not at all important.*



# They are less likely to prioritize services outside the library or evening weekend hours.

■ Ext. Impt. ■ Very Impt. ■ Smwt. Impt. ■ Not at All Impt. ■ Don't Know

Ext./Very Impt.

Outreach events, where librarians share information about services and collections at community events, senior spaces, and schools



54%

Staying open after 6 p.m. on weeknights



51%

Availability of Library of Things items like pressure washers and board games




41%

Programming for adults such as author talks, book clubs, lectures, and summer reading




39%

Providing access to library services outside of the Ledding Library, such as external hold lockers, branch locations or bookmobile



39%

Staying open after 5 p.m. on weekends



38%



# **Communication with City Government**

CR49

# Residents broadly see City staff as collaborative, accessible and accountable.

City staff have recently committed to five core values. Please tell me whether you agree or disagree with each statement about how City staff are doing delivering on those values.

■ Strng. Agr. ■ Smwt. Agr. ■ Don't Know ■ Smwt. Disagr. ■ Strng. Disagr.

**Total Agr.** **Total Disagr.**

City staff are collaborative, meaning they seek multiple perspectives and work with community partners



**59%** **14%**

City staff are accessible, meaning they are responsive and remove barriers



**57%** **17%**

City staff are accountable, meaning they are trustworthy, transparent, and take responsibility



**56%** **19%**

City staff are efficient, meaning they use resources wisely



**50%** **18%**

City staff are equitable, meaning they meet people where they are and reduce disparities



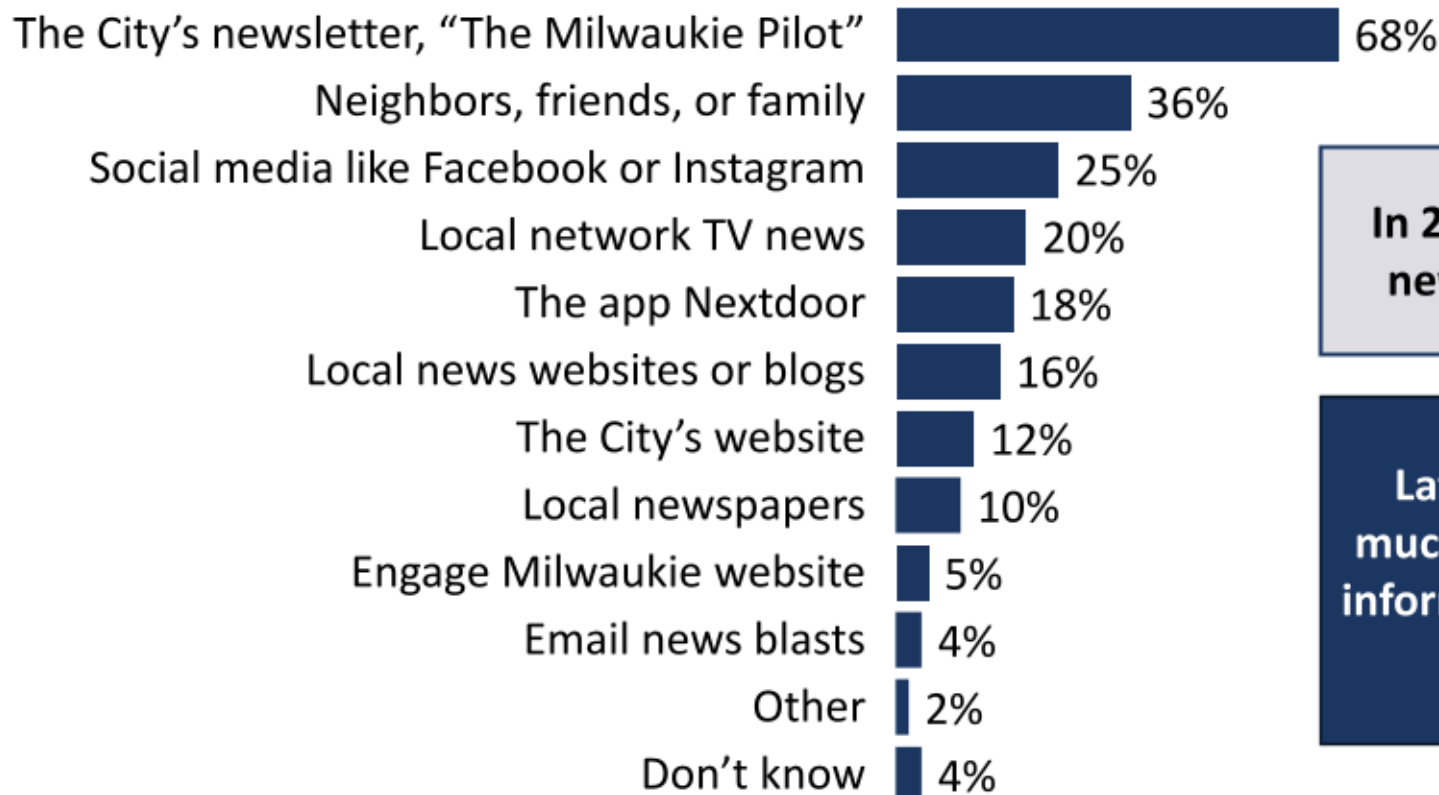
**49%** **19%**

CR50

# Three in five residents get information about City of Milwaukie from “The Milwaukie Pilot.”

*From which of the following sources do you generally get most of your news about the City of Milwaukie?*

*(Multiple Responses Accepted)*

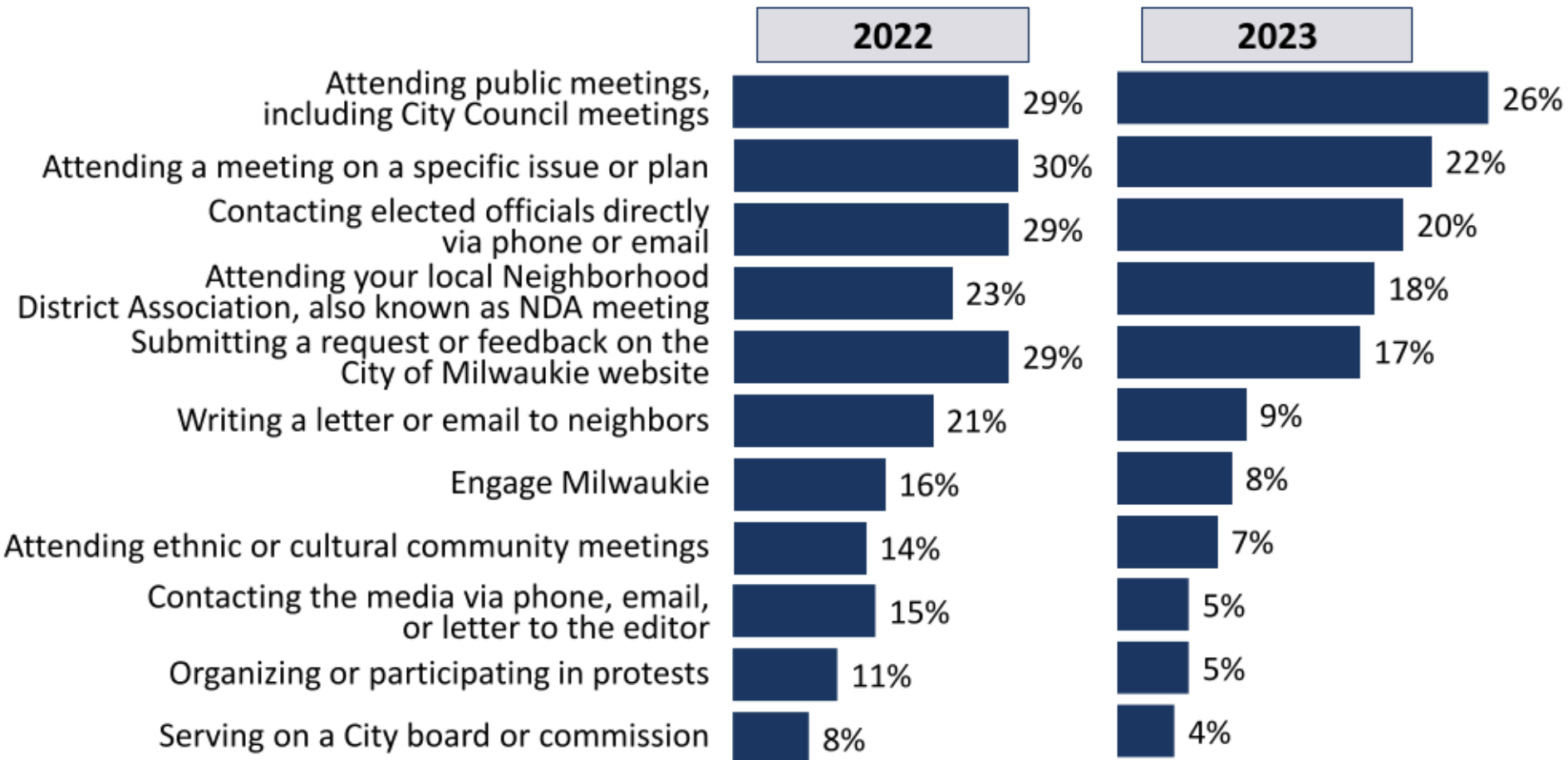


**In 2022, 52% got their news from the *Pilot*.**

**Latinx residents are much more likely to get information from friends and neighbors.**

# Attending public meetings is a relatively common way to participate in local government.

*Here is a list of methods that some City of Milwaukie residents use to participate in City government or give their opinion to City decision-makers. Please tell me whether you personally have used that method to participate or give your opinion to the City of Milwaukie.*



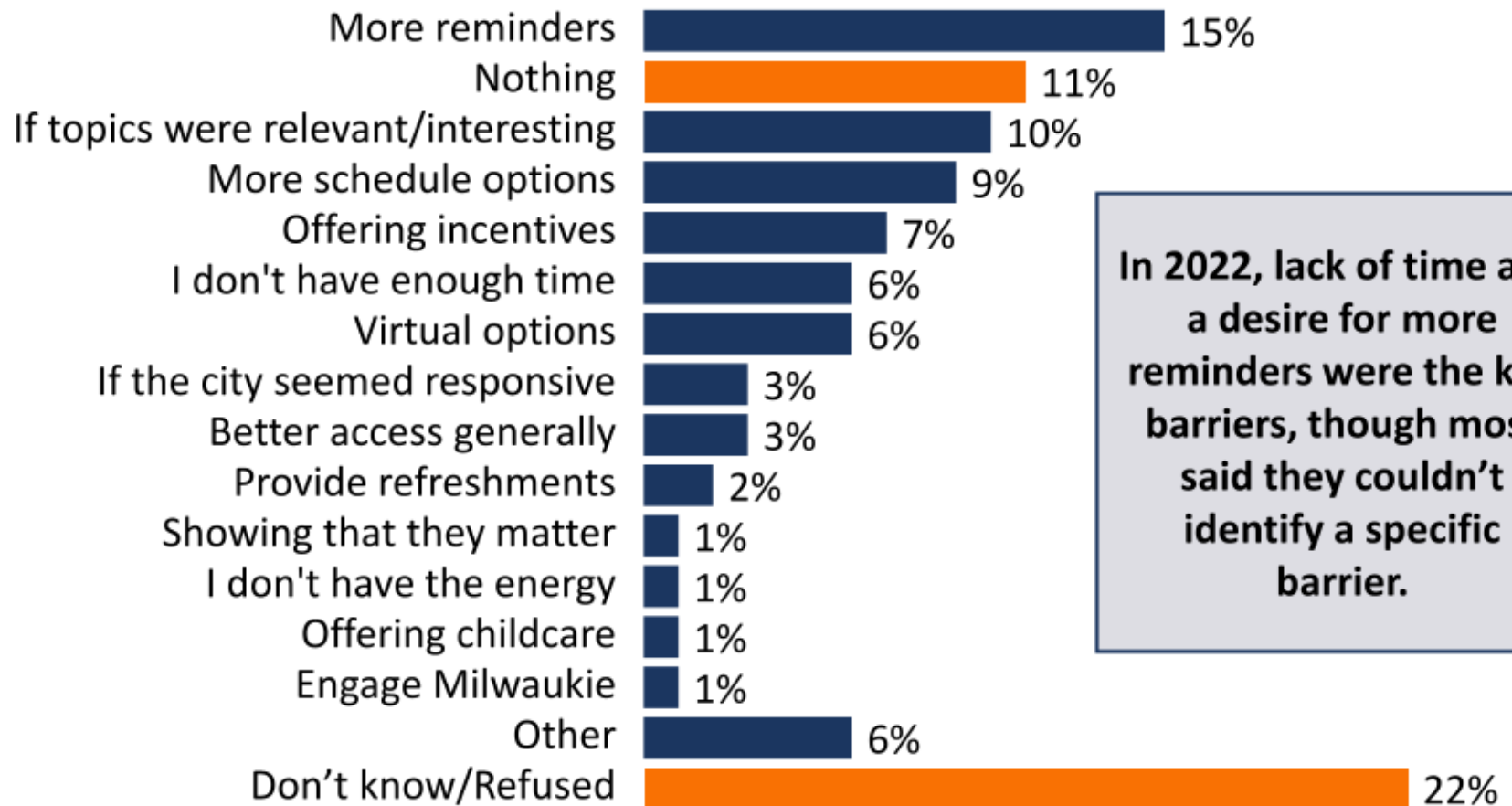
CR52



# Barriers to participation in City government vary widely – for many it is lack of interest.

*As you may know, the City has many meetings, boards, and other events designed to invite residents to share their opinions and priorities. Regardless of how often you participate in these types of events now, what would make you more likely to participate in these types of events?*

(Open-ended)



**In 2022, lack of time and a desire for more reminders were the key barriers, though most said they couldn't identify a specific barrier.**

# Verbatim Responses on Barriers to Participation

If I were more passionate about the issues.

I'm very busy taking care of a senior citizen.

More on weekends.

A posted schedule that is consistent with dates and times and locations.

More minutes in a day.

[Hold them at a] convenient time so I can access them through public transportation.

Have them earlier in the day or on weekends.

Invitations via email.

Free donuts.

Knowing where and when they are. Free refreshments??

If I worked less.

I would participate in events like that more if there were ways to participate remotely and way that I don't have to be there at a certain time because of job restrictions.

If it has some sort of benefit or positive outcome and not a waste of time.





# Conclusions

# Conclusions

- As in 2022, residents are quite satisfied with quality of life in Milwaukie. They approve of the City's work providing services, spending tax dollars it receives, and seeking public input on their plans and projects.
- Crime, homelessness, roads and affordable housing are key topics that residents would like the City to address. Notably, only 19% believe the cost of housing is more affordable than the rest of the region.
- The services residents value most include street maintenance, attracting/retaining local businesses, police services, public safety and utilities. They are largely satisfied with many of these, with room for improvement on maintaining roads.
- Residents largely agree that City staff are collaborative, accountable, and accessible. They are less sure whether City staff are efficient or equitable.
- Satisfaction ratings for parks and recreational facilities are quite high, and a majority supports paying more in fees or taxes to fund them (though softly).
- Residents value the Ledding Library's materials, youth programs, and weekend daytime hours especially.
- *The Milwaukie Pilot* is an important source of local information.

For more information,  
contact:



OPINION  
RESEARCH  
& STRATEGY

1999 Harrison St., Suite 2020  
Oakland, CA 94612  
Phone (510) 451-9521  
Fax (510) 451-0384

**Dave Metz**

Dave@FM3research.com

**Miranda Everitt**

Miranda@FM3research.com